

# Tucson Unified School District

STATE OF THE DISTRICT 2014-2017



# Vision and Evolution of Edgenuity in Tucson Unified

- **14-15**
  - Alternative programs; Agave Secondary and Project More
  - LMS, Core credit, Credit recovery
- **15-16**
  - General Ed and Alternative Ed settings
  - HS; Core credit; Credit recovery; some VT test prep course use; Instructional Services; Spanish-World Languages; RTI Intervention – MyPath; Agave; Project More; Palo Verde
- **16-17**
  - Unlimited district-wide access to MyPath and 6-12 content begins
- **17-18**
  - No district-level organization in the past. Now, site coordinator (Tammy) overseeing Edgenuity at the district level, ensuring consistency and leadership.
  - No accountability at each site, now we have a site coordinator at each site.
  - No policy manual last year, we now have one in place and it is being revised to include lessons learned.
  - 16-17 there were 11 PD sessions delivered. In 17-18, there have been 21 sessions delivered. We have 1 webinar and 10 PD days remaining. PD planning for 18-19 is key.
  - We are now delivering coaching instead of just whole group.
  - We were only doing CR in the high school. Now we have Blended Learning at Project Moore and all district middle schools have been trained on MyPath.
  - Agave has been broken out to its own district, making for a smoother experience.

# Course Usage Overview, 2014-2018

Year	# of Students	# of Enrollments
2014-15	188	1,009
2015-16	1,828	4,760
2016-17	1,450	3,808
2017-18*	2,220	4,244

\*2017-18 includes both the TUSD students and those enrolled in the Agave Secondary School district.

# Popular Courses

Course Name	# of Enrollments
Algebra I	1,396
Biology	957
Geometry	924
Algebra II	806
World History	775
Environmental Science	723
ELA 9	700
ELA 11	688
Financial Math	687
ELA 10	604
US History	365

Course Name	# of Enrollments
ELA 12	358
Health	335
American History	306
Economics	274
PE	221
Government	211
English 2	183
English 3	124
English 1	123
Chemistry	95
Lifetime Fitness	87

Course Name	# of Enrollments
Integrated Science	78
Science 8	75
Physical Science	74
Sociology	47
Intro to Art	40
Ecology and Environmental Changes	36
Spanish I	35
Physics	35
PreCalculus	34
Psychology	33
Science 7	26

# Tucson Unified School District Course Usage by Subject

Year / Subject	# of Students	# of Course Enrollments	Average Overall Grade	Average Progress	# of Completions	Completion %
<b>2014-15</b>	<b>188</b>	<b>1,009</b>	<b>73%</b>	<b>84%</b>	<b>758</b>	<b>75%</b>
Language Arts	26	210	78%	88%	170	81%
Math	81	312	66%	73%	193	62%
Science	31	175	77%	88%	140	80%
Social Studies	34	214	74%	90%	175	82%
Electives	16	98	78%	86%	80	82%
<b>2015-16</b>	<b>1,828</b>	<b>4,760</b>	<b>69%</b>	<b>82%</b>	<b>2,726</b>	<b>57%</b>
Language Arts	389	1,055	76%	85%	818	78%
Math	825	2,021	57%	78%	756	37%
Science	283	801	77%	81%	493	62%
Social Studies	201	592	77%	87%	459	78%
Electives	130	291	80%	81%	200	69%

# Tucson Unified School District Course Usage by Subject

Year / Subject	# of Students	# of Course Enrollments	Average Overall Grade	Average Progress	# of Completions	Completion %
<b>2016-17</b>	<b>1,450</b>	<b>3,808</b>	<b>76%</b>	<b>84%</b>	<b>2,857</b>	<b>75%</b>
Language Arts	397	978	76%	82%	705	72%
Math	502	1,146	73%	81%	829	72%
Science	208	694	77%	84%	504	73%
Social Studies	193	584	78%	90%	484	83%
Electives	150	406	81%	89%	335	83%
<b>2017-18* YTD</b>	<b>2,220</b>	<b>4,244</b>	<b>60%</b>	<b>65%</b>	<b>956</b>	<b>23%</b>
Language Arts	665	1,334	54%	68%	279	21%
Math	1,150	2,144	57%	65%	412	19%
Science	152	263	79%	54%	87	33%
Social Studies	172	358	81%	64%	123	34%
Electives	81	145	81%	60%	55	38%

\*2017-18 includes both the TUSD students and those enrolled in the Agave Secondary School district.

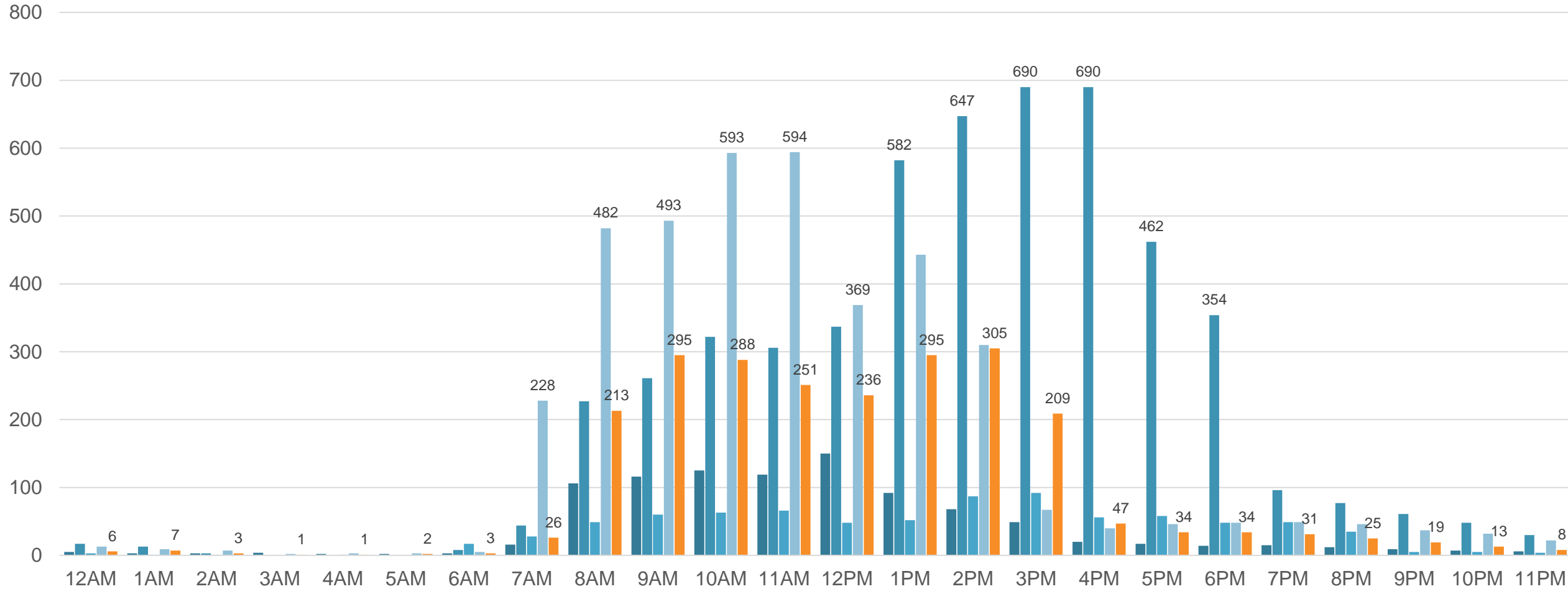
# Average Overall Grade over Time

Year	# of Enrollments	A	B	C	D	F
<b>2014-15</b>	1,009	1%	26%	54%	13%	6%
<b>2015-16</b>	4,760	3%	25%	36%	16%	20%
<b>2016-17</b>	3,808	4%	29%	47%	16%	4%
<b>2017-18 YTD*</b>	4,244	3%	20%	25%	12%	39%

\*2017-18 grades are not final, as the school year is ongoing.

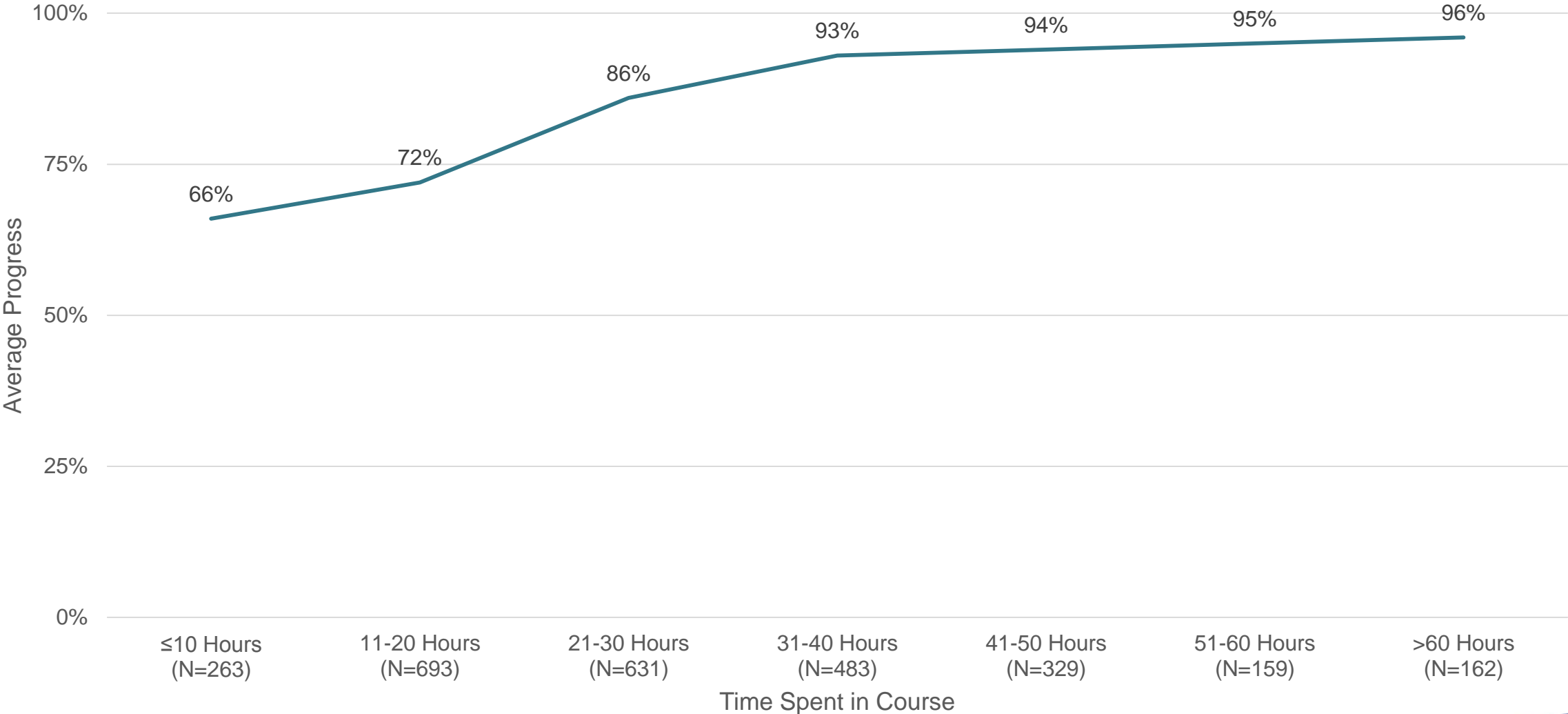
# Concurrent Usage – Similar Arizona School Districts

AZ District 1    AZ District 2    AZ District 3    AZ District 4    Tucson Unified School District

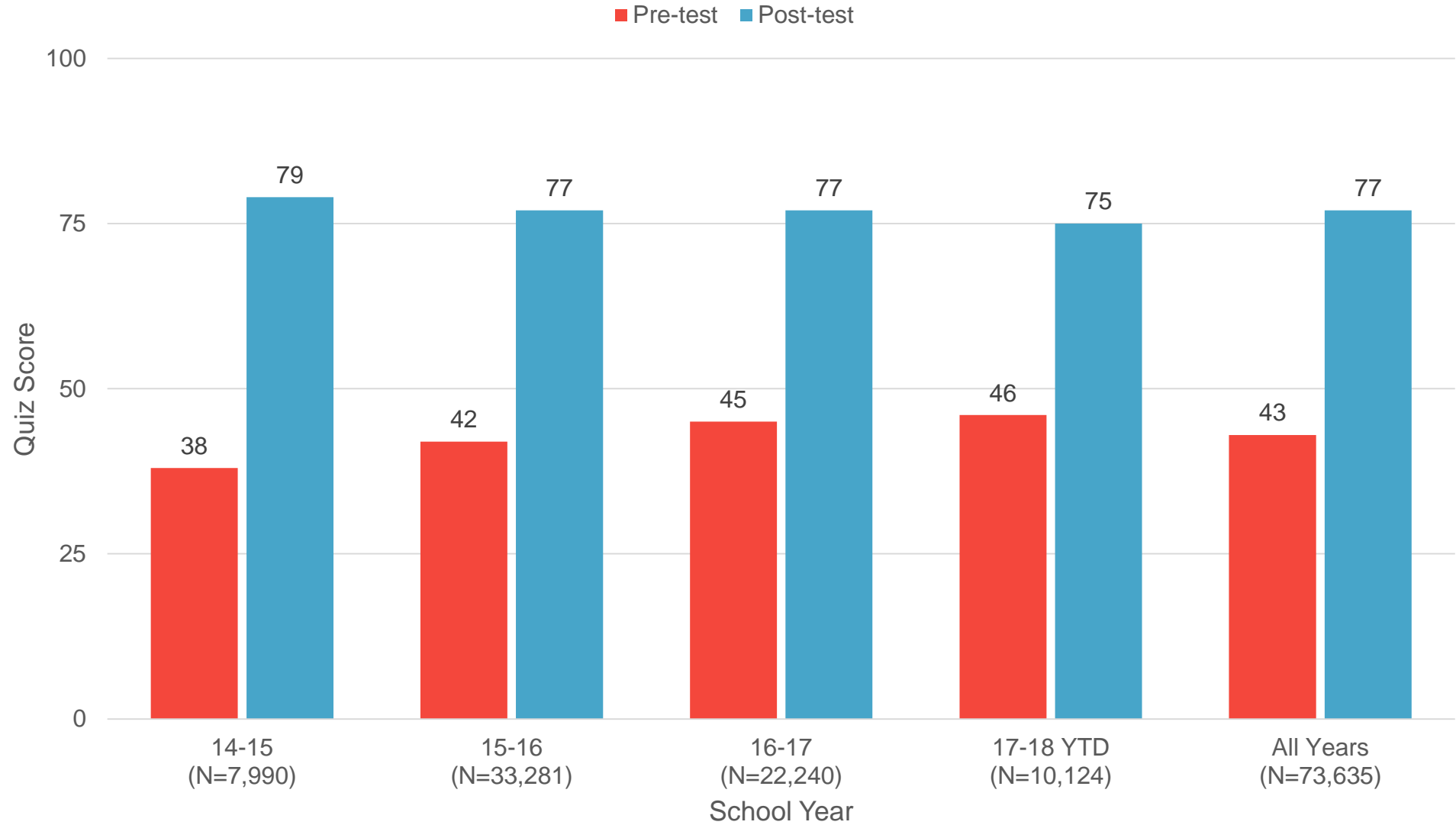




# TUCSON UNIFIED SCHOOL DISTRICT EFFECT OF TIME SPENT ON COURSE COMPLETION PERCENTAGE, 2016-17 (N=2,730)



# TUCSON UNIFIED SCHOOL DISTRICT LESSON QUIZ PRETEST / POSTTEST SCORES 2016-17 (N=86,769)



# Positive Findings

- Usage increased year-over-year from 2014-15 through 2017-18.
- Students demonstrated content mastery, earning an average overall grade of 73% in 14-15, 69% in 15-16, and 77% in 16-17.
- Overall, students demonstrated significant gains on pretest to posttest lesson quizzes (41 point increase in 14-15, 35 point increase in 15-16, and 32 point increase in 16-17).
- 75% students completed their courses in 14-15, 57% in 15-16, and 86% in 16-17.
- Students who spend more time in courses completed more course activities.

# Promising Practices

- Establishing consistent policies and procedures.
- Defining success metrics at district and school levels.
- Establishing buy-in and setting clear roles, responsibilities, and expectations for schools, teachers, and counselors in the virtual program.
- Securing a site coordinator to ensure consistent and unified communications.
- Managing training for Edgenuity programs across the district.
- Scheduling sessions/visits for continuous improvement.

# Recommendations

- Broadcast fidelity expectations.
- Increase online engagement and motivation.
- Encourage students to use courses more often.
- Closely monitor student performance data to optimize comprehension of subject material and course completion.

# TUSD VT TEST PREPS

## Practice Tests Available

High School

Course Name	Grade	Course Name	Grade	Course Name	Grade
VT- ACCUPLACER- Math	11, 12	VT-ACT 2016 Science	11	VT-AZ-AzMERIT- Geometry	9, 10
VT- ACCUPLACER- Reading	11, 12	VT-AZ-AzMERIT- Algebra I	9	VT-PSAT Math	9, 10, 11
VT- ACCUPLACER- Writing	11, 12	VT-AZ-AzMERIT- Algebra II	9, 10, 11	VT-PSAT Reading	9, 10, 11
VT-ACT 2016 English with Writing	11	VT-AZ-AzMERIT- ELA 10	9, 10	VT-PSAT Writing and Language	9, 10, 11
VT-ACT 2016 Mathematics	11	VT-AZ-AzMERIT- ELA 11	10, 11	VT-SAT 2016 Math	11, 12
VT-ACT 2016 Reading	11	VT-AZ-AzMERIT- ELA 9	9	VT-SAT 2016 Reading	11, 12

# TUSD VT TEST PREPS

## Practice Tests Available

**Middle School/K8**

Course Name	Grade
VT-AZ-AzMerit ELA 6	6
VT-AZ-AzMerit ELA 7	7
VT-AZ-AzMerit ELA 8	8
VT-AZ-AzMerit Mathematics 6	6
VT-AZ-AzMerit Mathematics 7	7
VT-AZ-AzMerit Mathematics 8	8