

ARTICLE THIRTY

SALARY


30-1 Salaries

- A. The salary schedule AS SPECIFIED IN ARTICLE 30-9 for the duration of the agreement shall be effective July 1, 2014. ~~UNTIL THE TUSD GOVERNING BOARD VOTES TO CHANGE AT AN OPEN TUSD GOVERNING BOARD MEETING.~~ as specified in Article 30-9 and 30-10.


- B. ~~THE SALARY SCHEDULE SHALL INCLUDE A YEARLY EXPERIENCE INDEX INCREASE PROPORTIONAL TO THE EXPERIENCE CREDIT THAT A NEW HIRE TO THE DISTRICT RECEIVES FOR A YEAR OF EXPERIENCE. AT THE COMPLETION OF EACH YEAR OF DISTRICT SERVICE TEACHERS WILL ADVANCE ONE STEP ON THE SALARY SCHEDULE PENDING GOVERNING BOARD APPROVAL.~~

- C. ~~B.~~ The salary schedule will not reflect compensation attained through advanced degrees, professional development, or district service stipend.


- D. ~~C.~~ TUSD shall continue the practice of discussing special compensation issues with the Association. An example includes incentives for MBUs at those schools under improvement due to state or federal labels.



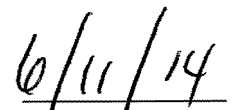
Frances Banales, TEA President



Date



Shannon Roberts, Chief Negotiator




Date

30-9 Salary Schedule for July 1, 2013 through June 30, 2014 for MBUs other than Occupational Therapists (OTs), Physical Therapists (PTs) and Speech and Language Pathologists (SLPs) **SALARY SCHEDULE INCLUDING EXPERIENCE INDEX INCREASE AND PLACEMENT AT HIRE BEGINNING 2013-2014 2014-2015 SCHOOL YEAR FOR MBUS OTHER THAN OCCUPATIONAL THERAPISTS (OTS), PHYSICAL THERAPISTS (PTS) AND SPEECH AND LANGUAGE PATHOLOGISTS (SLPS) .**



Frances Banales, TEA President

6/11/14
Date



Shannon Roberts, Chief Negotiator

6/11/14
Date

TUSD Teacher Salary Schedule

Placement at Hire		
Years of Experience	0	34,000
	1	34,500
	2	35,000
	3	35,500
	4	36,000
	5	36,500
	6	37,000
	7	37,500
	8	38,000
	9	38,500
	10	39,000

Salary Schedule		
Salary Step	1	34,000
	2	34,500
	3	35,000
	4	35,500
	5	36,000
	6	36,500
	7	37,000
	8	37,500
	9	38,000
	10	38,500
	11	39,000
	12	39,500
	13	40,000
	14	40,500
	15	41,000
	16	41,500
	17	42,000
	18	42,500
	19	43,000
	20	43,500
	21	44,000
	22	44,500
	23	45,000
	24	45,500
	25	46,000
	26	46,500
	27	47,000
	28	47,500
	29	48,000
	30	48,500
	31	49,000

Stipends	
Degree Compensation	
Master's	\$ 2,000
Doctorate	\$ 3,000

Frances V. Banales

Frances Banales, TEA President

6/11/14

Date

Shannon Roberts

Shannon Roberts, Chief Negotiator

6/11/14

Date