


CTE

CAREER and TECHNICAL EDUCATION



TUCSON UNIFIED
SCHOOL DISTRICT

The Basics

- **Legislature**
- **Laws**
- **Must be A-F**
- **State Board**
- **Policies**
- **Designed A-F**
- **Department of Ed.**
- **Administers**
- **Collects Data & Calculates A-F Grade**

District	06-07 Actual	07-08 Est	07-08 Actual	08-09 Actual	09-10 Actual	10-11 Actual with 9th Grade	10-11 Actual without 9th Grade	11-12 Actual without 9th Grade	12-13 Actual without 9th Grade	13-14 Actual without 9th Grade	14-15 Actual without 9th Grade	15-16 Actual without 9th Grade	16-17 Actual without 9th Grade
Ajo**	13	23	78	90.16	130	104	82	45	50	55.6	67.64	56.28	60.98
Amp	1,006	1,842	1,287	1707.48	1783	1,850	1,196	1107	1105	1116.24	1084.8	1284.32	1173.95
CF	248	266	354	547.44	686	793	547	773	702	720.36	683.8	754.76	703.27
FW	643	801	598	765	739	569	427	479	560	529.6	543.84	476.12	627.93
IO/B**	63	95	173	158.96	150	113	79	79	0	32.52	36.52	44.56	0.00
Mar	1,689	1,799	1,450	1779	1855	1,828	1,310	1431	1402	1428.4	1497.92	1433.6	1204.20
Rio Rico					700	552	312	399	555	581.44	622.64	679.68	596.43
Sah	396	506	611	643	728	886	376	345	349	528.148	581.4	593.44	636.01
SUSD	1,546	2,766	2,135	2083.36	2265	2,136	1,315	1333	1204	1720.76	1947.12	1430.68	1948.53
TUSD	6,189	7,534	8,662	8407.12	9287	7,798	4,583	4329	4265	4247.88	4377.48	3831.24	4117.87
TV*	0	127	92	151.48	189	206	140	113	98	172.76	189.52	213.32	161.03
Vail	936	1,321	768	880	1318	1,242	956	1047	1267	1341.6	1296.24	1227.16	1472.45
San Manuel										55.96	53.4	8.4	76.94
Nogales									1712				682.00
	12,729	17,080	16,209	17,213	19,830	18,078	11,324	11,481	11,556	12,531	12,982	12,034	12,780

CTE

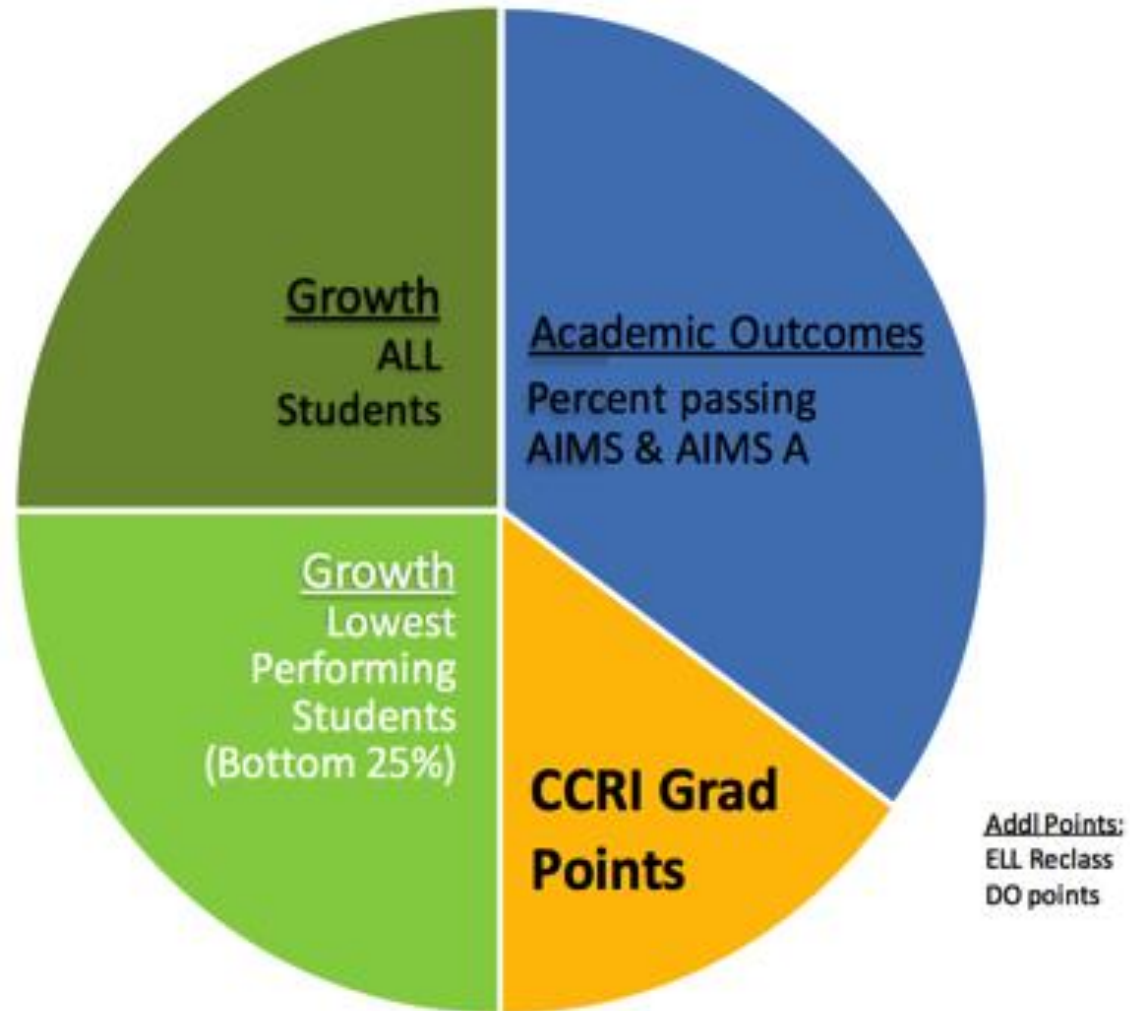
CAREER and TECHNICAL EDUCATION



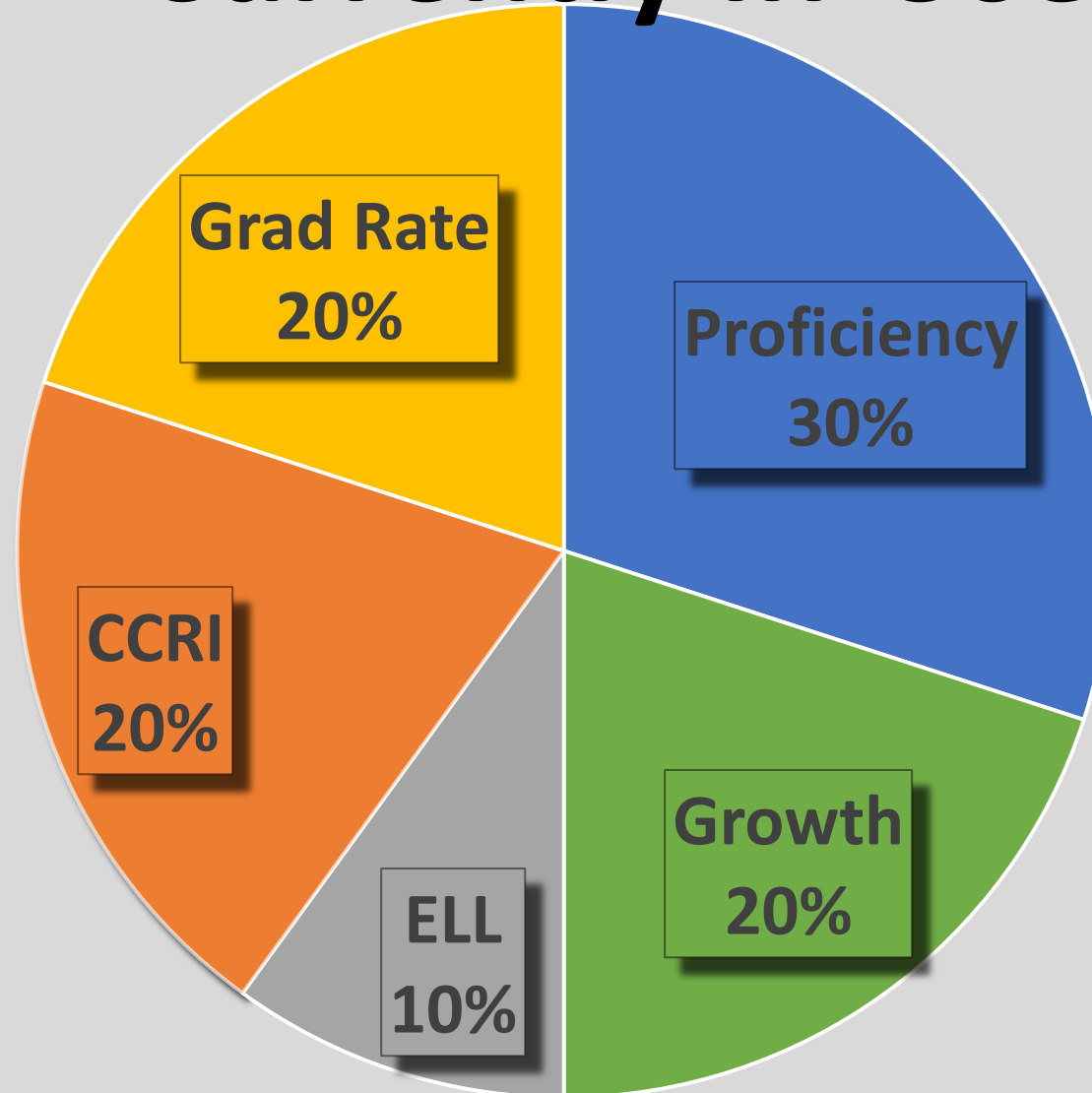
TUCSON UNIFIED
SCHOOL DISTRICT

District	07-08 Allot	08-09 Allot	09-10 Allot	10/11 Allotment Highlighted area shows district option	80% of 10/11 Allotment	11/12 Allotment based solely on ADM	12/13 Allotment	Estimated 13/14 Allotment	14/15 Allotment	15/16 Allotment	16/17 PROJECTED Allotment	17/18 Projected Allotment
Ajo**	\$167,416	\$209,221	\$214,825	\$243,470	\$194,776	\$147,150	\$75,668	\$80,000	\$79,999	\$92,353	\$94,424	\$90,266
Amp	\$1,367,718	\$1,107,544	\$1,227,678	\$1,281,977	\$1,025,582	\$687,815	\$636,778	\$662,712	\$803,023	\$839,635	\$872,852	\$967,619
CF	\$180,543	\$256,916	\$393,609	\$493,234	\$394,587	\$314,732	\$444,337	\$421,464	\$518,227	\$529,261	\$550,199	\$579,662
FW	\$560,809	\$485,045	\$550,035	\$531,341	\$425,073	\$245,502	\$275,333	\$335,712	\$380,994	\$420,932	\$437,585	\$517,564
IO/B**	\$220,694	\$280,136	\$264,292	\$257,850	\$206,280	\$145,483	\$95,425	\$50,000	\$63,395	\$68,266	\$69,385	\$40,000
Mar	\$1,219,102	\$1,054,290	\$1,279,101	\$1,333,745	\$1,066,996	\$753,227	\$822,848	\$841,056	\$1,027,591	\$1,159,390	\$1,205,256	\$992,553
Rio Rico				\$241,500	\$80,000	\$179,538	\$229,356	\$332,994	\$418,288	\$481,923	\$500,989	\$491,603
Sah	\$355,951	\$464,895	\$462,317	\$523,432	\$418,746	\$216,177	\$198,651	\$209,232	\$379,950	\$450,004	\$467,806	\$524,227
SUSD	\$2,047,964	\$1,587,552	\$1,497,936	\$1,628,535	\$1,302,828	\$756,332	\$766,613	\$722,208	\$1,237,915	\$1,507,071	\$1,566,692	\$1,606,060
TUSD	\$5,251,519	\$6,530,121	\$6,267,092	\$6,677,353	\$5,341,882	\$2,635,156	\$2,489,336	\$2,558,976	\$3,055,925	\$3,388,170	\$3,522,208	\$3,394,113
TV*	\$205,755	\$167,806	\$208,914	\$235,891	\$188,713	\$150,707	\$115,136	\$108,944	\$164,284	\$186,688	\$192,492	\$172,727
Vail	\$945,431	\$660,640	\$632,720	\$947,642	\$758,114	\$549,700	\$602,278	\$760,128	\$965,147	\$1,003,290	\$1,042,981	\$1,213,649
San Manuel									\$40,258	\$41,332	\$42,967	\$63,414
Nogales												\$562,132
	\$12,522,902	\$12,804,166	\$12,998,519	\$14,395,970	\$11,403,577	\$ 6,781,519	\$ 6,751,759	\$ 7,083,426	\$9,094,736.58	\$10,126,984.08	\$10,522,867.61	\$11,215,589

High School 2013-2014



Currently In-Use



CTE Contributions

- **1.25 - Completes a CTE sequence and passes Assessment**
- **0.5 - Passes a college level career pathway (CTE) course for which college credit can be earned with an A, B or C (i.e. Dual or Concurrent Enrollment)**
- **0.25 - Completes a CTE course with an A, B or C (outside of completed sequence referenced above)**
- **0.5 - Earns an Industry-Recognized Credential, Certification or License**
- **1.0 - Completes a well-defined Work-Based Learning (e.g. internship) of at least 120 hours**

How the Points Add Up

All graduates from 7/1/16 - 6/30/17 will earn 0, 7.5, 15 or 17 points.

7.5 if at least 1.0 Indicator Points

15 if at least 2.0 Indicator Points

17 if at least 1.0 Blue & 1.0 Red

***School Bonus Point for increasing the percentage or have 85% post-secondary/ military**

****The worksheet divides total points earned by total graduates = your School Score out of 15.**

College Readiness Indicators

Blue Indicators


Grand Canyon Diploma
ACT/SAT/IB/AP Exams
College Courses
ABOR Requirements
College Placement Exams
AzMERIT 11th ELA/Algebra 2
*FAFSA

Red Indicators

CTE Courses/Assessments
CTE Dual or Concurrent
Enrollment
ASVAB
Industry License/Cert's
Work Based Learning/Internships
*FAFSA

TUSD Satellite Campus

High School	Completed Course w C or better (.25)	Completed Sequence and Assessment (1.25)	Dual/Concurrent Credit (.5)	Internship of 120 hrs or more (1.0)	AZ State Board Recognized Credential (.5)
Agave Online	0	0	0	0	0
Catalina Magnet	78	26	10	2	6
Cholla	270	48	64	1	1
Palo Verde	144	12	25	4	1
Pueblo Magnet	264	36	50	4	2
Rincon	156	25	35	0	4
Sabino	164	22	0	0	8
Sahuaro	322	65	84	7	5
Santa Rita (LL)	39	21	20	0	0
Tucson High	627	177	122	20	18
Totals	2064	432	410	31	45



Meet Ricardo

**He wants to be an EMT so he enrolled in the
Emergency Medical Technician Program at JTED at
Master Pieces.**

He is a Rincon High School student

The points Ricardo earns go directly to the school he graduates from!



JTED Central Campus

High School	Completed Course w C or better (.25)	Completed Sequence and passed Assessment (1.25)	Dual/Concurrent Credit (.5)	Internship of 120 hrs or more (1.0)	AZ State Board Recognized Credential (.5)
Agave Online	0	3	1	0	1
Catalina Magnet	4	3	0	2	2
Cholla	0	2	0	0	0
Palo Verde	1	1	0	0	0
Pueblo Magnet	2	4	1	1	1
Rincon/University	4	8	1	2	5
Sabino	10	9	2	6	6
Sahuaro	10	8	1	6	7
Santa Rita (LL)	15	7	3	1	0
Tucson High	16	18	2	9	15
Totals	62	63	11	27	37

TUSD CTE Duplicated Numbers

	9th	10th	11th	12th	
School	Count	Count	Count	Count	School Totals
Catalina High School	62	94	81	62	299
Cholla High School	479	457	346	189	1471
Palo Verde High School	136	143	155	83	517
Pueblo High School	145	337	287	164	933
Rincon High School	87	69	58	37	251
Sabino High School	94	66	82	70	312
Sahuaro High School	298	105	194	105	702
Santa Rita High School	123	135	35	21	314
Tucson High School	763	586	696	373	2418
University High School	23	20	36	22	101
Teenage Parent	1	11	13	13	38
Grade Totals	2211	2023	1983	1139	7356

TUSD CTE Unduplicated Numbers

	9th	10th	11th	12th	
School	Count	Count	Count	Count	School Totals
Catalina High School	62	91	78	60	291
Cholla High School	370	369	282	161	1182
Palo Verde High School	114	127	144	70	455
Pueblo High School	141	277	227	143	788
Rincon High School	85	68	58	36	247
Sabino High School	92	64	77	67	300
Sahuaro High School	266	104	180	96	646
Santa Rita High School	119	100	34	20	273
Tucson High School	599	469	476	308	1852
University High School	23	20	36	22	101
Teenage Parent	1	11	13	13	38
Grade Totals	1872	1700	1605	996	6173

Do...

Prioritize which College and Career Indicators our district will work towards and integrate into our systems.



Not all indicators are equal.

Prioritize

Tier 1 – CTE/JTED program exposure, FAFSA

Tier 2 – Completes a CTE/JTED program/Assessment,
Dual Enrollment

Tier 3 – ASVAB, Industry Certifications, Internship,
Accuplacer

CTE & Counselors

- Incorporate the College and Career Indicators into regular practice
 - ***Counselors incorporate these in the following ways:***
 1. School/District ECAP Process- per the state of AZ, every 9th-12th grader must have an ECAP completed at least annually. ECAP= Education Career Action Plan.
 2. Promote CTE/JTED programs at site and district level.
 3. Counselors coordinate efforts in recruiting and retaining students for CTE/JTED programs.
 4. Collaboration between counselors and district CTE department.
 5. Communication with JTED and District CTE department regarding student placement in JTED Central programs.
 6. Master Scheduling of courses in CTE programs.

Scheduling of CTE Courses

- **For students in CTE programs:**
 - Counselors monitor student progress in the course.
 - Counselors collaborate with CTE teachers to help ensure student success in the program.
 - Counselors review student transcripts and schedules to ensure the correct CTE course sequence is in place.
 - Counselors review student transcripts/schedules and work with students to become completers in CTE programs.
 - Counselors coordinate Spring CTE assessments for students completing the specified CTE program.

What the Research Says

- CTE courses inspire students to attend school every day and graduate on time
- CTE program completers **go to college** in greater numbers than students that did not participate in CTE
- CTE program completers graduate college in greater numbers and **in less time** than students that did not participate in high school CTE
- For the past ten years the graduation rate in Arizona among CTE program completers **exceeds 96% vs. 77%** for non-CTE students