


What Does the Classroom Look Like?

 TEACHER-FACILITATED
SMALL GROUP

 INDEPENDENT
READING

 DIGITAL RESOURCES &
LEARNING STATIONS

 INTEGRATED
READING & WRITING

Instructional routines within **AUTHENTIC**
literacy rotations:

- Teacher Facilitated Small Group
- Book Clubs
- Literature Circles
- Independent Reading
 - *Structured, Intentional, Reader/Task*
- **Digital Resources and Learning Stations**
- Integrated and Connected Reading and Writing
- Mentor texts to teach writing

Time Spent in Small Groups

	Minutes Spent in Small Groups	Minutes Spent in Whole Groups	Minutes Spent in Independent Reading	Total Minutes in Reading
Most Effective Schools	60	25	28	134
Moderately Effective Schools	26	37	27	113
Least Effective Schools	38	30	19	113

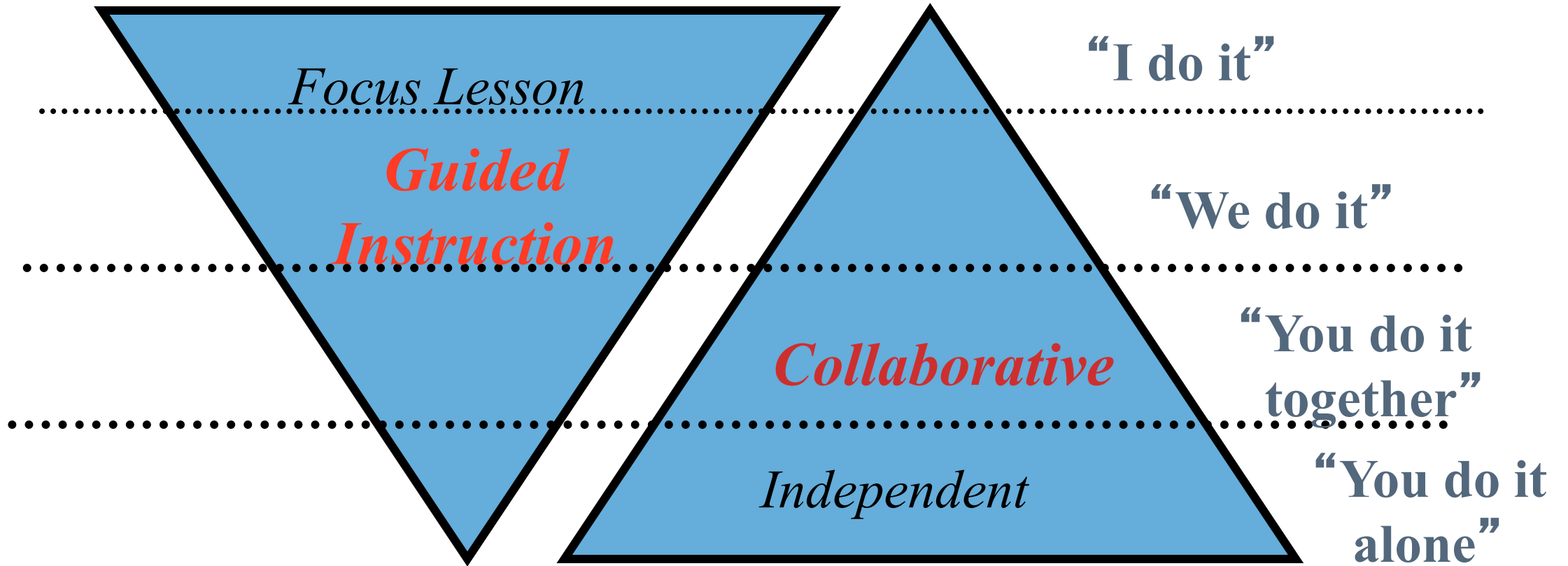
Source: Taylor, B.M., Pearson, P.D., Clark, K., & Walpole, S. (2000)

Time Spent in Small Groups

	Time Spent in Whole-Group Instruction	Time Spent in Small-Group Instruction
Most Accomplished Teachers	25 minutes/day	48 minutes/day
Moderately Accomplished Teachers	29 minutes/day	39 minutes/day
Least Accomplished Teachers	48 minutes/day	25 minutes/day

Source: Taylor, B.M., Pearson, P.D., Clark, K., & Walpole, S. (2000)

TEACHER RESPONSIBILITY

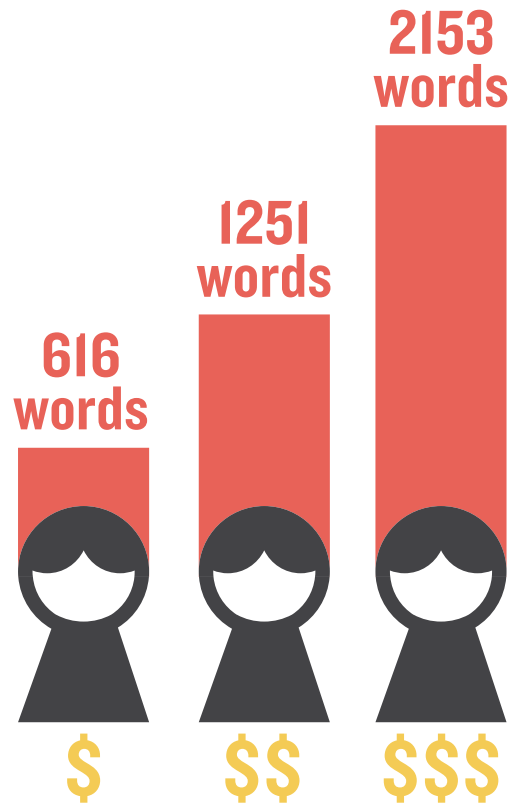


STUDENT RESPONSIBILITY

The Vocabulary Gap

FACT

By 3 years of age, there is a 30 million word gap between children from the wealthiest and poorest families.



The average low-income child is exposed to **HALF THE NUMBER** of unique words per hour as the average middle-income child and **LESS THAN ONE-THIRD** that of the average high-income child.

Hart, B. & Risley, T.R. 1999, 2003, 2008