

Update on Integration Efforts in TUSD

2017-18 (40th Day Enrollment Data)



Desegregation
and the Unitary
Status Plan

Coordinated Student Assignment Committee

March 27, 2018

Compliance with USP and Related Action Plans

- **28 distinct requirements in USP Section II**
 - **28 distinct requirements in the Action Plans developed under Section II**
 - **TUSD complies with all 56 requirements in 4 major areas:**
 - 1. Coordinated Student Assignment**
 - 2. Magnets**
 - 3. Application and Selection Process**
 - 4. Marketing, Outreach, and Recruitment**
-

Coordinated Student Assignment: Integration Efforts

USP Section II(A)(1)



“The District shall develop and implement a coordinated process of student assignment...”

Coordinated Student Assignment: Integration Efforts

2013-14: *The District engaged in at least ten “integration initiatives” [see 2013-14 AR section II, ECF 1686 at 32-56].*

- Conducted a comprehensive boundary review process
 - Revised boundary policies to improve integration
 - Hired a demographic firm and facilities design firm
 - Formed a Boundary Review Committee and Advisory and Leadership team
 - Developed magnet plan
 - Conducted a magnet marketing plan
 - Developed a revised application and selection process (lottery),
 - Revised the school choice application form
 - Created a school choice calculator
 - Conducted a significant study on the impact of inter-district transfers on integration efforts
-

Coordinated Student Assignment Committee Evolution

- **Project 2 (2012)**  **Joint Enrollment Committee (2013-14)**

 - **CSA-Coordinated Student Assignment Committee (2014-15)**
 - **Boundary Review Process**
 - **Comprehensive Boundary Plan**
 - **Integration Initiatives**
-

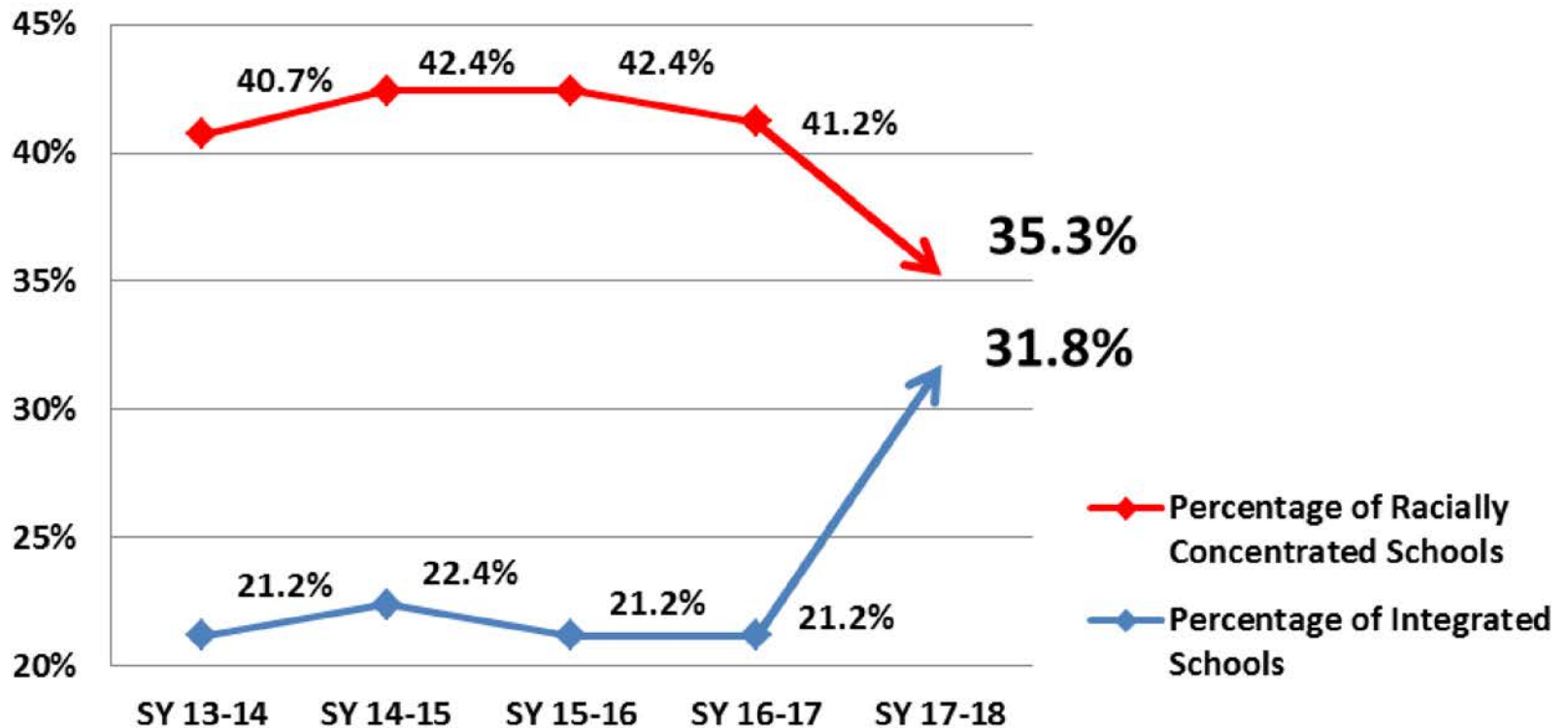
Coordinated Student Assignment Committee

- **School Community Services**
 - **Operations and Planning**
 - **Desegregation**
 - **Legal Services**
 - **Language Acquisition**
 - **Transportation**
 - **Advanced Learning Experiences**
 - **Magnet**
 - **Family/Community Outreach**
 - **Assessment and Evaluation**
-

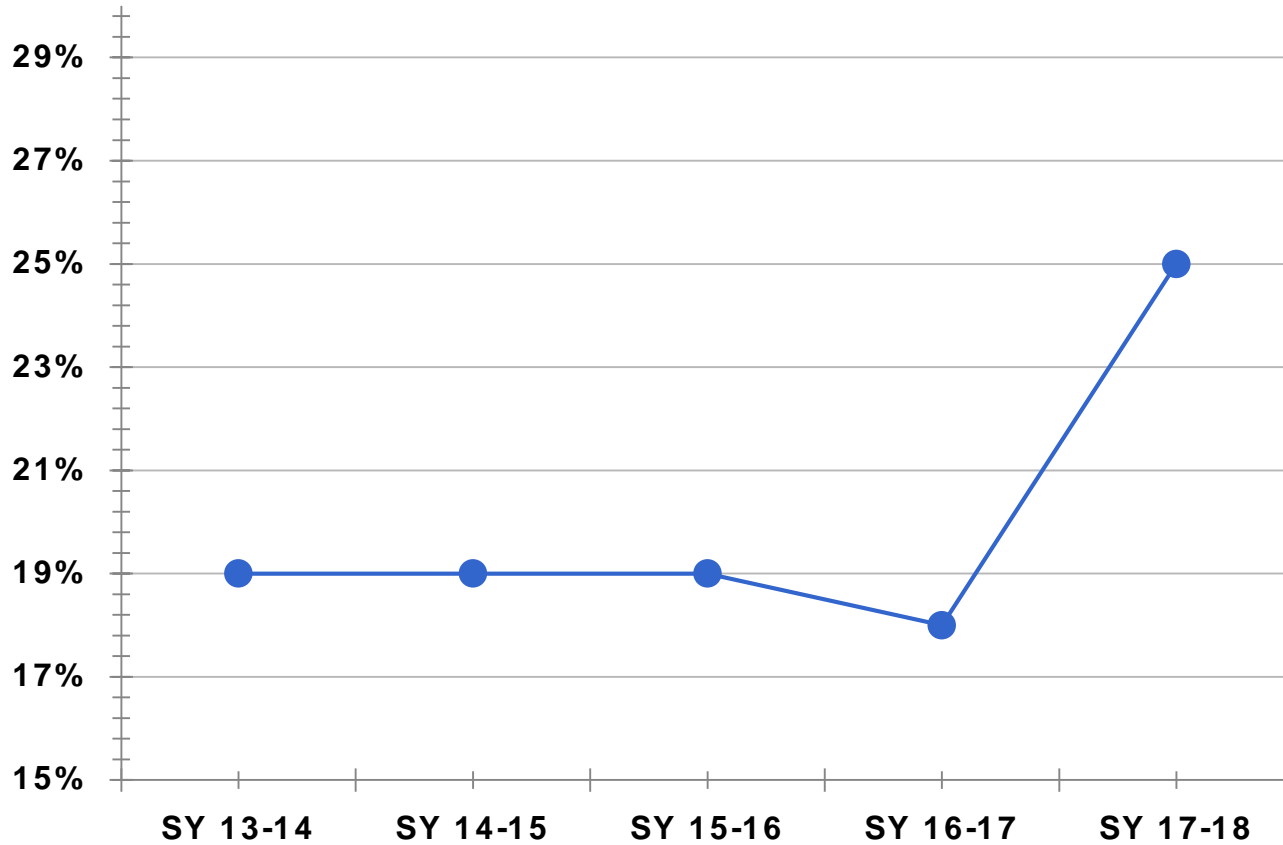
Impact on Integration

2013 to Present

Integrated and Racially Concentrated Schools SY 13-14 through SY 17-18



Percentage of Students attending **Integrated** Schools SY 13-14 through SY 17-18




TUSD's Growth

NINE

More **Integrated Schools**

**From
2013 to 2018**



TUSD Five Year **Integration** Outcomes: Students

25% of all TUSD students attend **27 Integrated schools**

*Highly Diverse (“HD”) schools enroll at least
two racial or ethnic groups over 25%*

31% of students attend **28 non-integrated, but HD schools**

56% of students attend 55 integrated or HD schools
55 of our 85 schools

2015-16 **Integration** Initiatives

- Developed Drachman Express Shuttle
- Planned Magee Express Shuttle
- Implemented Sabino Express Shuttle
- Initiated Enrollment Bus
- Developed SC GATE-Wheeler
- Developed SC GATE-Roberts-Naylor
- Established Dual Language-Bloom



2016-17 **Integration** Initiatives

- Conducted School Choice Planning Events (Middle School Level Up campaign and High School Planning night)
- Evaluated and Created open access GATE pipeline options for Tully
- Implemented *Knowledge Changes Everything* campaign (Promote/Market the benefits of an integrated education)
- Created recruitment goals for schools within 5-10% of integration
- Enhanced and Marketed college and career readiness program at Santa Rita High School
- Continued to expand opportunities for Dual Language
- Evaluated magnet school/program options



2017-18 Integration Initiatives

- Expanded School Choice Planning Events (Facebook, summer school hubs, Enrollment Events-Peter Piper Pizza-incoming kindergarteners and Bowling-incoming middle schools)
- Implemented Open Access GATE pipeline for Tully
- Used/Implemented social media platforms to promote the benefits of an integrated education
- Re-evaluated recruitment goals for schools within 5-10% of integration
- Strengthened and expanded Dual Language opportunities
- Enhanced existing magnet options and Created new magnet school/program proposals



TUSD Five Year **Integration** Outcomes: Schools

2013-14:

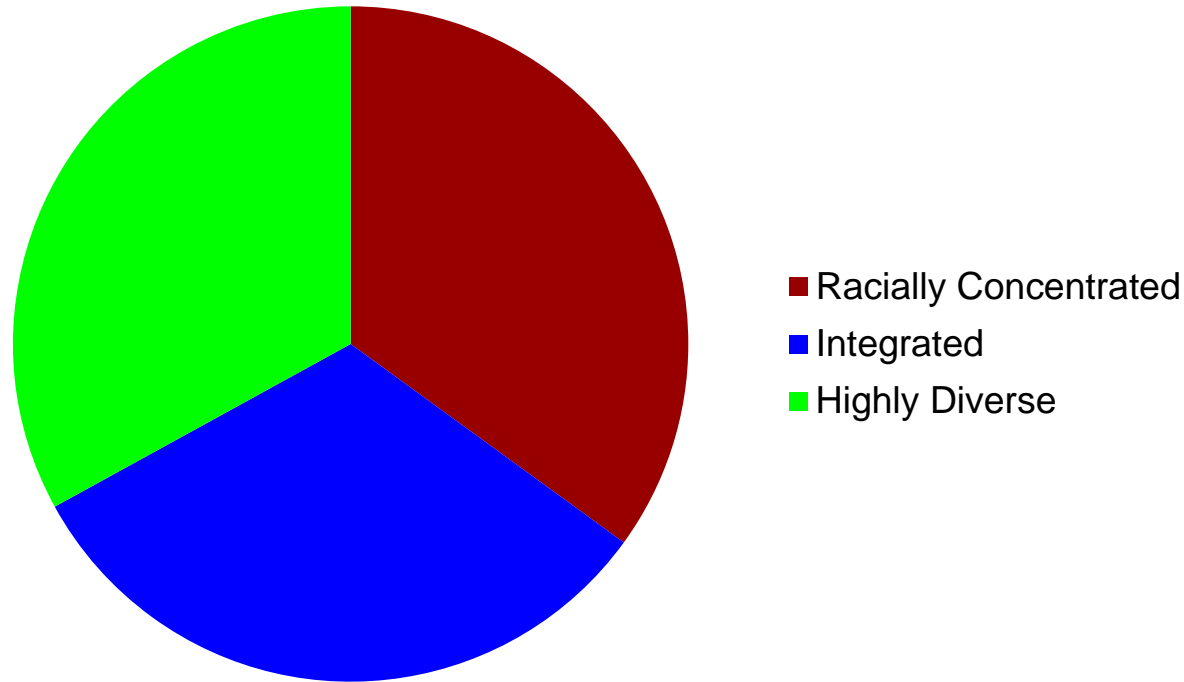
- **40%** of TUSD schools were racially concentrated
- **20%** of TUSD schools were integrated

2017-18:

- **35%** of TUSD schools are racially concentrated
- **32%** of TUSD schools are now integrated



TUSD **Integration** Outcomes: Schools



SY 2017-18:

- 32% TUSD schools are now **Integrated**
 - 33% TUSD schools are **Highly Diverse**
 - 35% TUSD schools are **Racially Concentrated**
-

TUSD **Integration** Progress Summary

- More students in TUSD are attending **Integrated** Schools
 - More **Integrated** TUSD Schools
-

TUCSON UNIFIED

SCHOOL DISTRICT

Tucson Unified is where
Students love to Learn
Teachers love to Teach
and People love to Work
We are Team TUSD

