

# **Update on Integration Efforts in TUSD**

## **2017-18 (40<sup>th</sup> Day Enrollment Data)**



**Desegregation  
and the Unitary  
Status Plan**

**Coordinated Student Assignment Committee**  
**March 13<sup>th</sup> , 2018**

# Compliance with USP and Related Action Plans

- **28 distinct requirements in USP Section II**
  - **28 distinct requirements in the Action Plans developed under Section II**
  - **TUSD complies with all 56 requirements in 4 major areas:**
    - 1. Coordinated Student Assignment**
    - 2. Magnets**
    - 3. Application and Selection Process**
    - 4. Marketing, Outreach, and Recruitment**
-

# **Coordinated Student Assignment: Integration Efforts**

## **USP Section II(A)(1)**

“The District shall develop and implement a coordinated process of student assignment...”



---

# Coordinated Student Assignment: Integration Efforts

**2013-14:** The District engaged in at least ten “*integration initiatives*” [see 2013-14 AR section II, ECF 1686 at 32-56].

- Conducted a comprehensive boundary review process
  - Revised boundary policies to improve integration
  - Hired a demographic firm and facilities design firm
  - Formed a Boundary Review Committee and Advisory and Leadership team
  - Developed magnet plan
  - Conducted a magnet marketing plan
  - Developed a revised application and selection process (lottery),
  - Revised the school choice application form
  - Created a school choice calculator
  - Conducted a significant study on the impact of inter-district transfers on integration efforts
-

# **Coordinated Student Assignment Committee Evolution**

- **Project 2 (2012)**  **Joint Enrollment Committee (2013-14)**  

  - **CSA-Coordinated Student Assignment Committee (2014-15)**
    - **Boundary Review Process**
    - **Comprehensive Boundary Plan**
    - **Integration Initiatives**
-

# **Coordinated Student Assignment Committee**

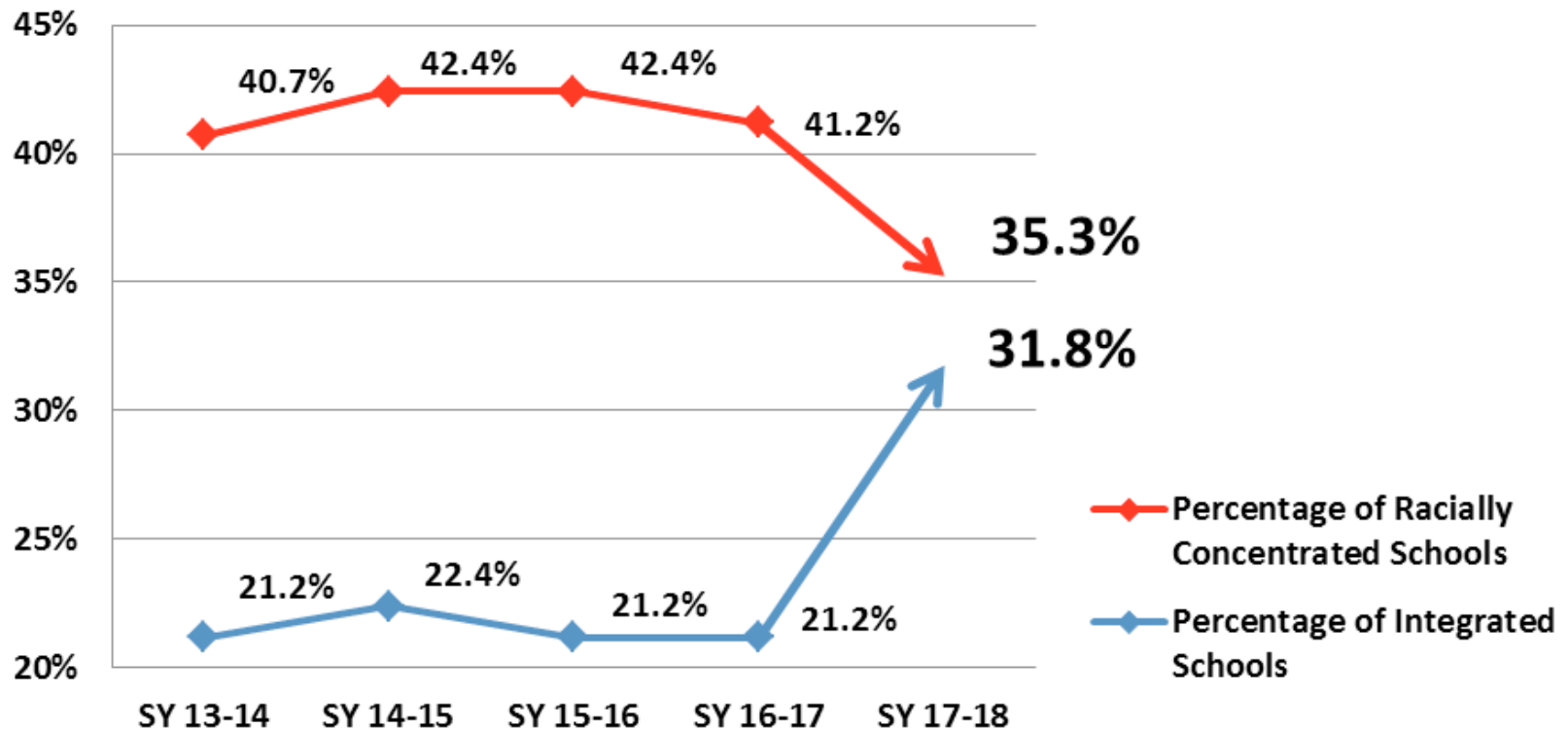
- **School Community Services**
  - **Operations and Planning**
  - **Desegregation**
  - **Legal Services**
  - **Language Acquisition**
  - **Transportation**
  - **Advanced Learning Experiences**
  - **Magnet**
  - **Family/Community Outreach**
  - **Assessment and Evaluation**
-

# **Collaborative Results!**

**2013 to Present**

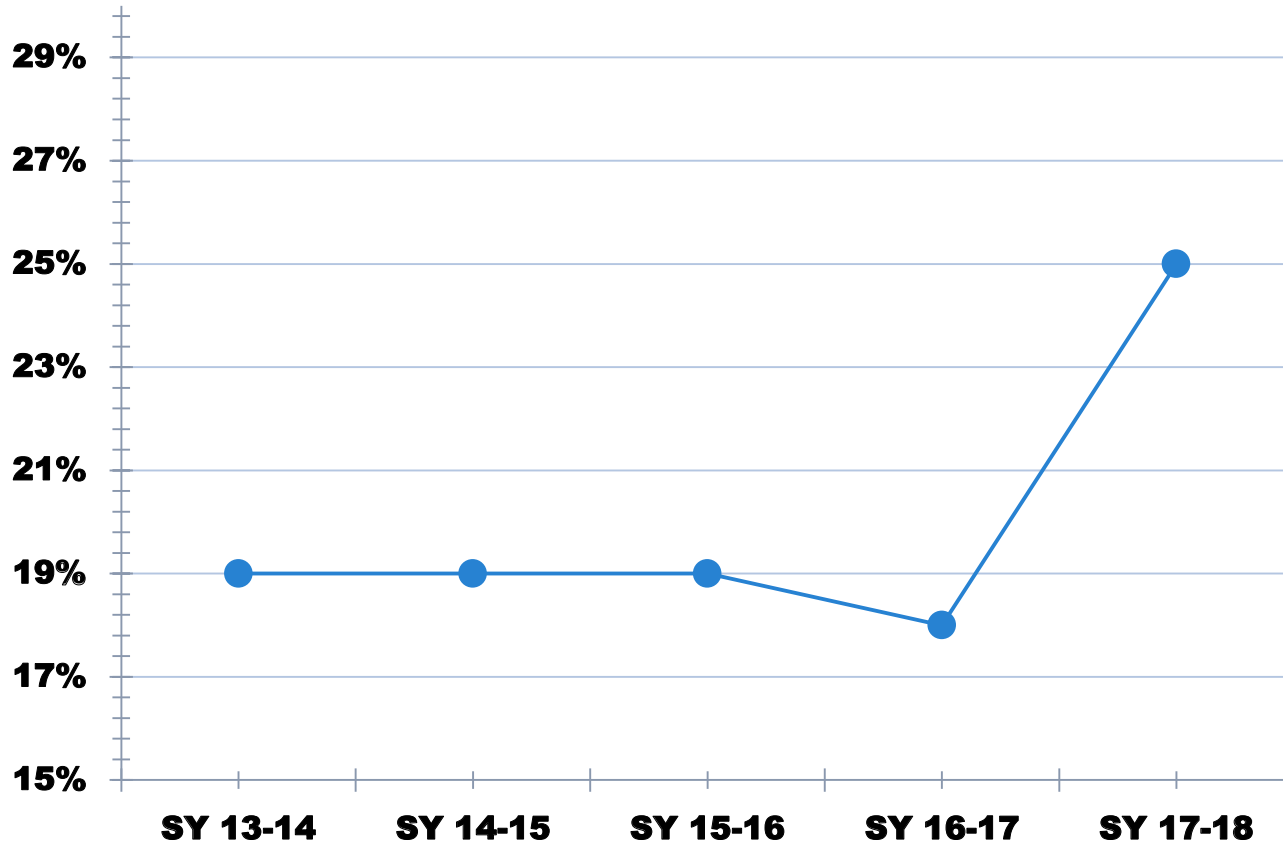
---

# Integrated and Racially Concentrated Schools SY 13-14 through SY 17-18





## Percentage of Students attending **Integrated** Schools SY 13-14 through SY 17-18



# TUSD's Growth

## NINE

### More **Integrated Schools**

### From 2013 to 2018



# TUSD Five Year **Integration** Outcomes: Students

**25%** of all TUSD students attend **27 Integrated schools**

*Highly Diverse (“HD”) schools enroll at least  
two racial or ethnic groups over 25%*

**31%** of students attend **28 non-integrated, but HD schools**

**56% of students attend 55 integrated or HD schools**  
**55 of our 85 schools**

---

## 2015-16 **Integration** Initiatives

- Developed Drachman Express Shuttle
- Planned Magee Express Shuttle
- Implemented Sabino Express Shuttle
- Initiated Enrollment Bus
- Developed SC GATE-Wheeler
- Developed SC GATE-Roberts-Naylor
- Established Dual Language-Bloom



## 2016-17 **Integration** Initiatives

- Conducted School Choice Planning Events (Middle School Level Up campaign and High School Planning night)
- Evaluated and Created open access GATE pipeline options for Tully
- Implemented Knowledge Changes Everything campaign (Promote/Market the benefits of an integrated education)
- Created recruitment goals for schools within 5-10% of integration
- Enhanced and Marketed college and career readiness program at Santa Rita High School
- Continued to expand opportunities for Dual Language
- Evaluated magnet school/program options



## 2017-18 **Integration** Initiatives

- Expanded School Choice Planning Events (Facebook, summer school hubs, Enrollment Events-Peter Piper Pizza-incoming kindergarteners and Bowling-incoming middle schools)
- Implemented Open Access GATE pipeline for Tully
- Used/Implemented social media platforms to promote the benefits of an integrated education
- Re-evaluated recruitment goals for schools within 5-10% of integration
- Strengthened and expanded Dual Language opportunities
- Enhanced existing magnet options and Created new magnet school/program proposals



# TUSD Five Year **Integration** Outcomes: Schools

**2013-14:**

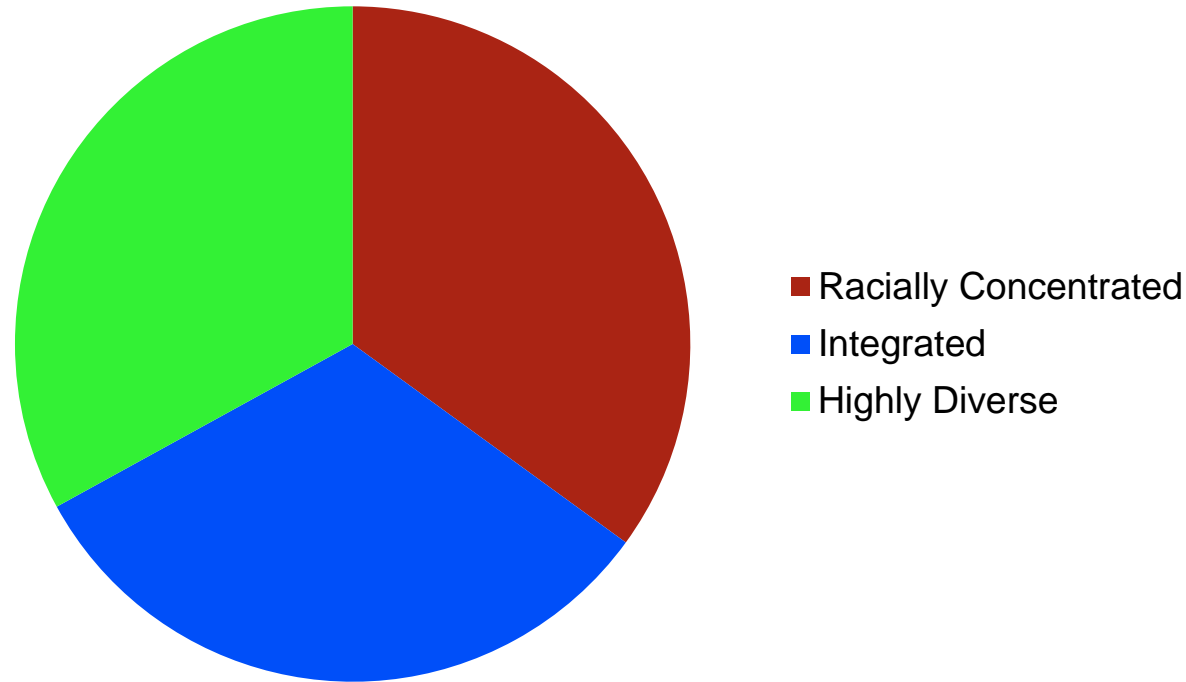
- **40%** of TUSD schools were racially concentrated
- **20%** of TUSD schools were integrated

**2017-18:**

- **35%** of TUSD schools are racially concentrated
- **32%** of TUSD schools are now integrated



# TUSD **Integration** Outcomes: Schools



**SY 2017-18:**

- 32% TUSD schools are now **Integrated**
  - 33% TUSD schools are **Highly Diverse**
  - 35% TUSD schools are **Racially Concentrated**
-



## TUSD **Integration** Progress Summary

- More students in TUSD are attending **Integrated** Schools
  - More **Integrated** TUSD Schools
-

# TUCSON UNIFIED

SCHOOL DISTRICT

Tucson Unified is where  
Students love to Learn  
Teachers love to Teach  
and People love to Work  
We are Team TUSD

