


DESTINATION 2020

TUCSON UNIFIED
SCHOOL DISTRICT



What we have done together.



Diversity Initiative

**Partial Release from
Court Ordered Unitary Status**

A More Integrated Tucson Unified

FOR THE 2018-2019 SY

30 INTEGRATED SCHOOLS
UP FROM 18 SCHOOLS
IN 2016-2017

56%
OF TUCSON UNIFIED
STUDENTS ATTEND
HIGHLY DIVERSE
CAMPUSES

33%
OF TUCSON UNIFIED
SCHOOLS ARE
INTEGRATED

14,711
STUDENTS
NOW ATTEND AN
INTEGRATED SCHOOL
UP FROM
8,337 STUDENTS
IN 2016-2017

We are Good at GATE

11 **ADDITIONAL GATE CLUSTER PROGRAMS**
Added across the District since 2017-2018

K-1 ENRICHMENT INITIATIVE
provides GATE rigor in every K-1 classroom

7 **SELF-CONTAINED GATE & PRE-GATE PROGRAMS**
Added across the District since 2016-2017



GIFTED AND TALENTED
EDUCATION

Commitment to Culturally Relevant & Responsive Courses and Student Equity



3x

Since the 2016-2017 SY enrollment has **TRIPLED IN CRC COURSES FROM 1,237 TO 4,136 STUDENTS** this 2018-2019 SY.

THE DISTRICT'S DROP-OUT RATE over the last two years

African American students at 2.5%

has remained lower than Pima County (4.9), the state (4.0), and the national average (6.5)

Hispanic students at 2.0%

has remained lower than Pima County (4.9), the state (4.1), and the national average (9.2)

THE DISTRICT'S GRADUATION RATE over the last two years

African American student's rate is higher at 82%

than Pima County (74), the state of Arizona (74), and the national average (80).

Hispanic student's rate is higher at 80%

than Pima County (71), the state of Arizona (72), and the national average (78).

The Gift of Time



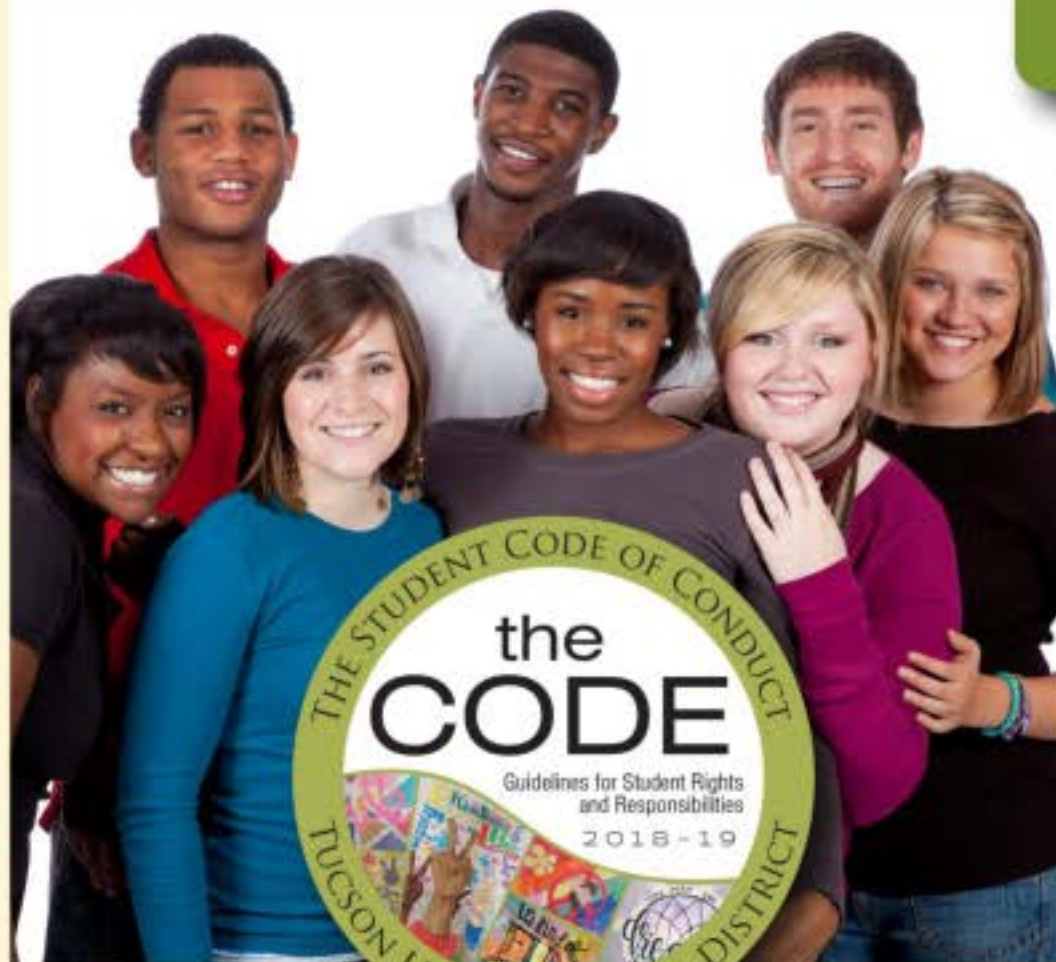
7 PERIOD DAYS
*were added to
16 struggling schools
during the last two
school years.*

**Job embedded
professional
development.**



**Enrichment
and Intervention**

Stronger Student Support Services



Made user-friendly and accessible
with mobile apps available

3,833

SUSPENSION DAYS SAVED
Saving Instructional time

64

MEDIATIONS

15%

REDUCTION IN FIGHTS
Compared to 2016

141

**FIRST YEAR OFFERING
1ST & 2ND OFFENCE**

**STUDENTS PARTICIPATING IN
DRUG/ALCOHOL WORKSHOPS**

121 First Offence
12 Second Offence

**ONLY
10%
REOFFEND**

33%

**REDUCTION IN SECOND
DRUG/ALCOHOL OFFENCES**

Compared to 2016

**Teacher Vancancies
First Day**

2016-17 SY 138

2017-18 SY 113

2018-19 SY 84

390%
REDUCTION

**in TEACHER VACANCIES
over 2 year period**

TUCSON UNIFIED
SCHOOL DISTRICT

AzMERIT

TESTING & RESULTS

4-8%

IMPROVEMENT

**BOTH ENGLISH
AND MATH
FOR TESTED
GRADE LEVELS 5-9**



5-7%

IMPROVEMENT

**BOTH ENGLISH
AND MATH
ALL HIGH SCHOOLS**

The Comeback



25% of Schools (21)
Increased Letter Grade

8 High Schools
Improved to a C or better

**Letter Grades are Examples of
Comprehensive School Improvement**

*Congratulations to Gale, Soleng Tom, UHS, Fruchthendler,
Sam Hughes, Sabino, Borman, and Carrillo on your A-Ratings!*

Congratulations Bloom, Drachman, and Davidson for improving by 2 letter grades.

Thank You for a Safer Place.

TUCSON UNIFIED
SCHOOL DISTRICT



**KEYLESS CAMERA ENTRY SYSTEMS
INSTALLED IN ALL SCHOOLS**

Conquering the Digital Divide

Deployment of

4,200

Digital Tablets

ALL K-3 classrooms



Skype in classrooms

**Teachers using software
for classwork and testing**



Together, We Brought the Music Back

Music Education to ALL K-8 and Middle Schools!



Award Winning OMA and Music Programs

eXtended

day education
with Dinner Program

Available in ALL district
high schools to assist with
student credit recovery.

**264 STUDENTS
ENROLLED**



We Believe in CTE



CAREER DRIVEN EDUCATION
TUCSON UNIFIED SCHOOL DISTRICT

**Expansion of CTE programs
throughout the district**

+4% INCREASE
in Students Enrolled

2018 = 4861

2019 = **5059**

+15.5% INCREASE
in Courses Offered

2018 = 58

2019 = **67**

+5% INCREASE
HS Participation in CTE

2018 = 31%

2019 = **36%**

CTE Academy at Santa Rita HS



Animation

Bioscience

Business Management

Construction Technologies

Culinary Arts

Dental Assisting

Diesel Engine Repair

We Expanded College Access **Together**

DC

Dual-Credit

Go **2** College in High School

Almost **TRIPLING** the amount of
Dual-Credit Enrollment Courses
from **16 to 41** in just **2 years**

X3

More Services for More Students

EXPANSION OF SOCIAL WORKERS



DRUG / ALCOHOL WORKSHOPS



EMERGENCY CONSULTATIONS

to Elementary Schools
with Aggressive Students


**Provide Tier 2 Counseling,
Support, Consultation for General Education
Students in Assigned Schools**

**Provide Tier 3 Counseling,
Support, Consultation for
Tier 3 Students on IEPs**

The Road to 2020

Immediate Areas of Focus




2.3%
of student
population

**Enrollment
Loss**



**Teacher
Shortage**




**Capital
Funding**



**Desegregation
Success**

**Classroom
Disciplinary
Conditions**



**Continued
Academic
Achievement**

Every Mission Needs a Plan

A better Tucson Unified means a better Tucson

Update and Revision
to the 2014 Strategic Plan

**Engagement &
Empowerment**

of parents, community members, students,
employees, non-profit and business partners

Strengths
Opportunities
Aspirations
Results



S.O.A.R.

Coming **Spring of 2019**

TUCSON UNIFIED
SCHOOL DISTRICT

TUCSON UNIFIED
SCHOOL DISTRICT



Excellence in education,
engagement, service,
and opportunity every day
for every student.

VISION



TUCSON UNIFIED
SCHOOL DISTRICT

Growing Up
at Tucson Unified



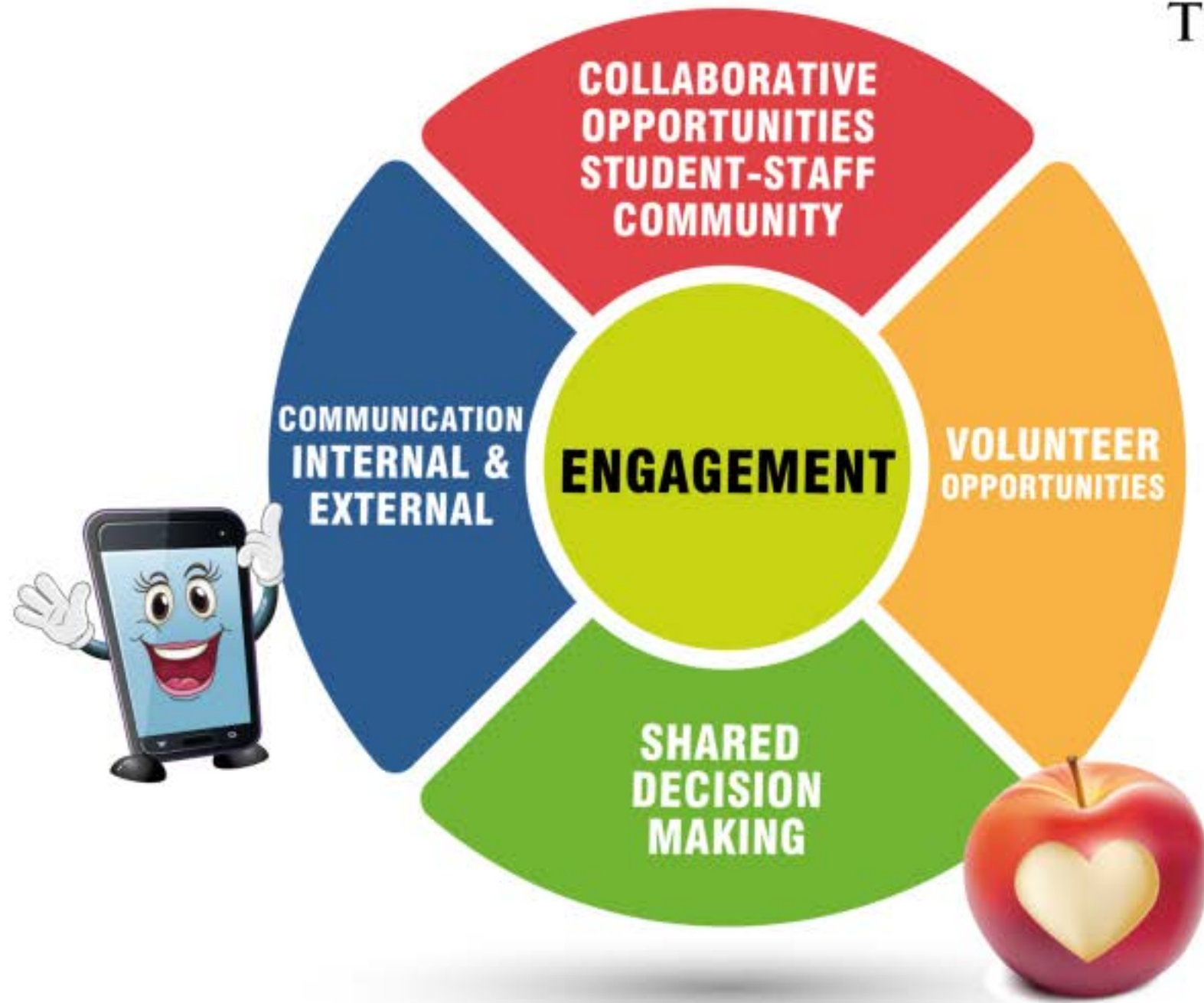
ALE
ADVANCED
LEARNING EXPERIENCES

DC
Dual-Credit
Go 2 College in High School



Excellence in education, engagement, service, and opportunity every day for every student.

VISION



Excellence in education,
engagement, service,
and opportunity every day
for every student.

VISION



TUCSON UNIFIED
SCHOOL DISTRICT

FAST
PERFORMANCE



Excellence in education, engagement, service, and opportunity every day for every student.

VISION



TUCSON UNIFIED
SCHOOL DISTRICT



TUCSON UNIFIED
SCHOOL DISTRICT

Fine and Performing Arts



Excellence in education,
engagement, service,
and opportunity every day
for every student.

TUCSON UNIFIED
SCHOOL DISTRICT