

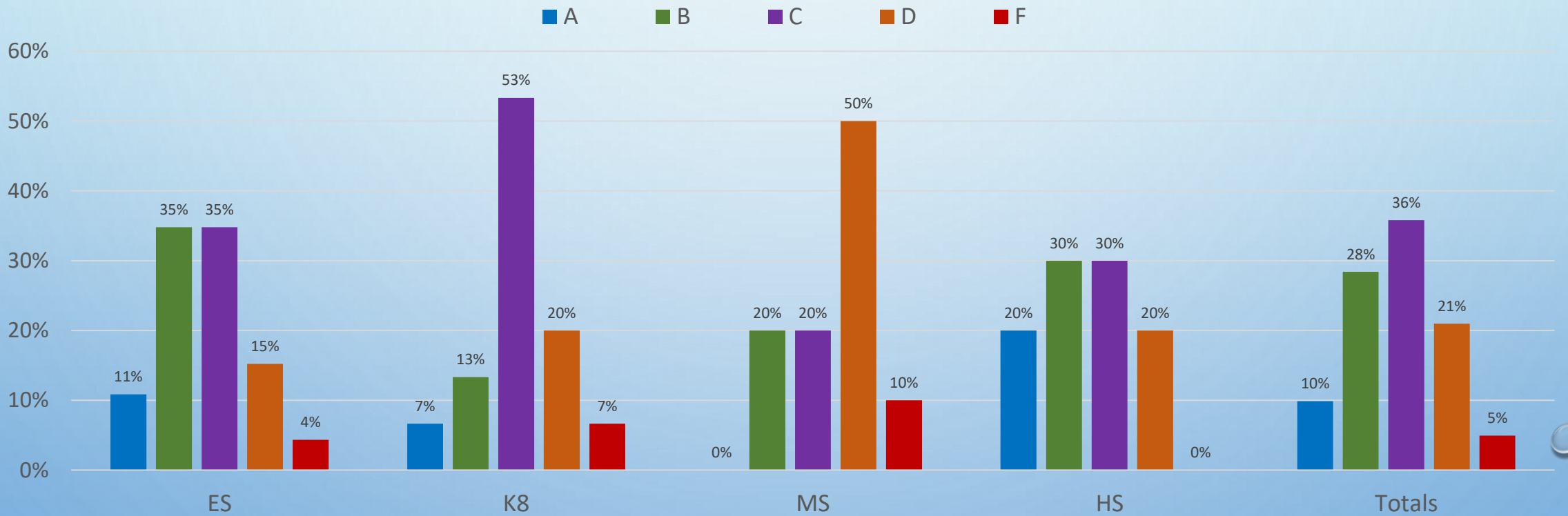
The background is a light blue gradient with several realistic water droplets of various sizes scattered across the surface. The droplets have highlights and shadows, giving them a three-dimensional appearance.

SCHOOL LETTER GRADES OVER 2 YEARS IN TUSD

ASSESSMENT & EVALUATION

JANUARY 29, 2019

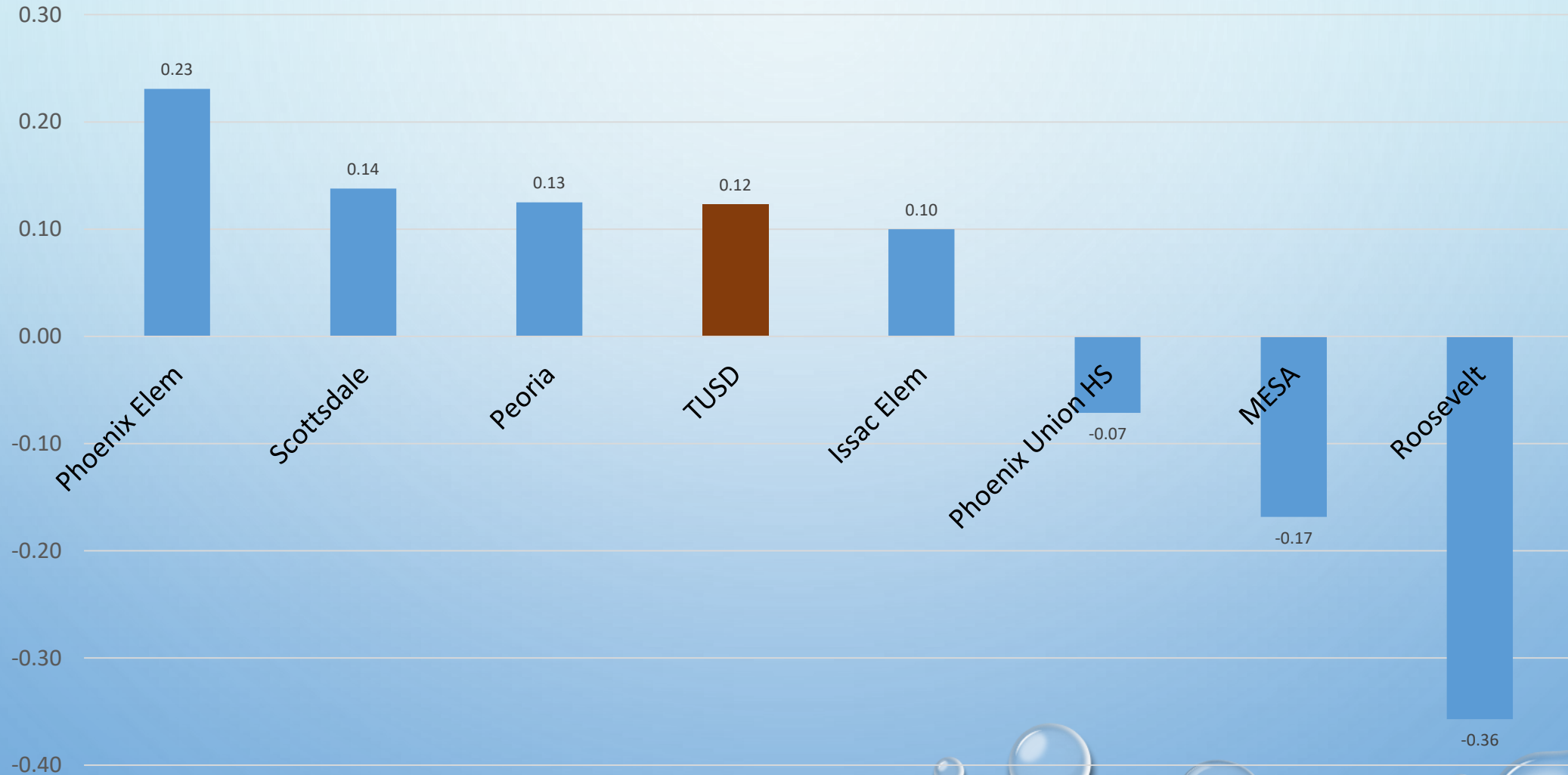
2017-18 DISTRIBUTION OF TUSD'S LETTER GRADES BY SCHOOL TYPE



CHANGE OVER 2 YEARS IN LETTER GRADE DISTRIBUTION AMONG PHOENIX DISTRICTS COMPARED TO TUSD

School Name	2016-17						2017-18						Weighted Totals		Change over 2 Years	
	<i># of Schools 2017</i>	A	B	C	D	F	<i># of Schools 2018</i>	A	B	C	D	F	2017	2018	Diff	Rank
Phoenix Elem	13	1	2	7	3		13	1	3	8	1		2.08	2.31	0.23	1
Scottsdale	29	16	9	4			29	19	7	3			3.41	3.55	0.14	2
Peoria	40	10	24	6			40	16	18	5	1		3.10	3.23	0.13	3
TUSD	81	8	21	27	17	8	81	8	23	29	17	4	2.05	2.17	0.12	4
Issac Elem	10		1	6	3		10		1	7	2		1.80	1.90	0.10	5
Phoenix Union HS	14	2	1	9	2		14	2	2	6	4		2.21	2.14	-0.07	6
MESA	73	16	34	21	2		73	18	25	22	7	1	2.88	2.71	-0.17	7
Roosevelt Elem	17		3	8	4	2	17			8	7	2	1.71	1.35	-0.36	8

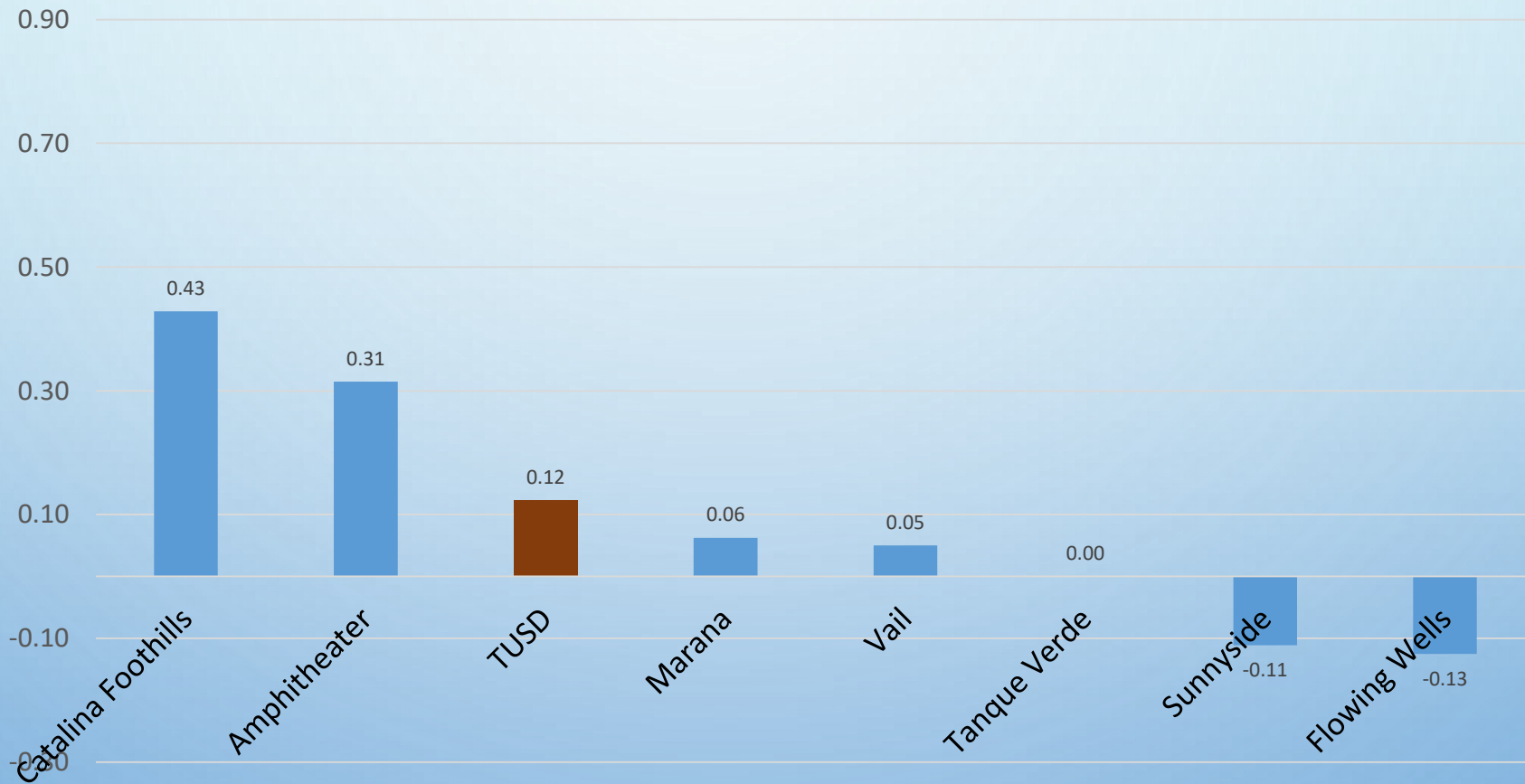
Difference in Phoenix District's AzMERIT Letter Grades from 1617 to 1718 compared to TUSD



CHANGE OVER 2 YEARS IN LETTER GRADE DISTRIBUTION AMONG TUCSON SISTER DISTRICTS COMPARED TO TUSD

School Name	2016-17						2017-18						Weighted Totals		Change over 2 Years	
	<i># of Schools 2017</i>	A	B	C	D	F	<i># of Schools 2018</i>	A	B	C	D	F	2017	2018	Diff	Rank
Catalina Foothills	7	2	5				7	5	2				3.29	3.71	0.43	1
Amphitheater	19	2	8	8	1		19	6	5	8			2.58	2.89	0.31	2
TUSD	81	8	21	27	17	8	81	8	23	29	17	4	2.05	2.17	0.12	3
Marana	16	3	6	6	1		16	4	7	2	3		2.69	2.75	0.06	4
Vail	18	14	4				18	16	1	1			3.78	3.83	0.05	5
Tanque Verde	4	1	2	1			4	1	2	1			3.00	3.00	0.00	6
Sunnyside	18	1	6	7	4		18		5	10	3		2.22	2.11	-0.11	7
Flowing Wells	8	1	6	1			8	1	5	2			3.00	2.88	-0.13	8

Difference in Tucson Sister District's AzMERIT Letter Grades over 2 Years 1617-1718 compared to TUSD



SCHOOL LETTER GRADE SUMMARY FROM 2017 TO 2018

- **A** SCHOOLS: N=8
 - 3 - INCREASED TO AN 'A'
 - 5 - 'A' STAYED THE SAME
- **B** SCHOOLS: N=23
 - 3 - 'A' DECREASED TO A 'B'
 - 14 - 'B' STAYED THE SAME
 - 5 - 'C' INCREASED TO A 'B'
 - 1 - 'D' INCREASED TO A 'B'
- **C** SCHOOLS: N=29
 - 3 - 'B' DECREASED TO A 'C'
 - 19 - 'C' STAYED THE SAME
 - 6 - 'D' INCREASED TO A 'C'
 - 1 - 'F' INCREASED TO A 'C'
- **D** SCHOOLS: N=17
 - 2 - 'C' DECREASED TO A 'D'
 - 1 - 'B' DECREASED TO A 'D'
 - 9 - 'D' STAYED THE SAME
 - 5 - 'F' INCREASED TO A 'D'
- **F** SCHOOLS: N=4
 - 2 - 'F' STAYED THE SAME
 - 1 - 'D' DECREASED TO A 'F'
 - 1 - 'B' DECREASED TO A 'F'

TUSD LETTER GRADE INCREASES FROM 2017 TO 2018

- SCHOOLS THAT INCREASED IN THEIR LETTER GRADE: N=21
 - ELEMENTARY:
 - BLOOM, CARRILLO, CAVETT, DAVIDSON, FORD, OYAMA, HUDLOW, WHITE MALDONADO, MARSHALL
 - K-8:
 - BORMAN, DRACHMAN, ROBERTS-NAYLOR
 - MIDDLE:
 - SECRIST, VALENCIA
 - HIGH:
 - CHOLLA, PALO VERDE, PUEBLO, RINCON, SABINO, SANTA RITA

TUSD LETTER GRADE INCREMENTAL INCREASES FROM 2017 TO 2018

- SCHOOLS THAT WERE WITHIN 2 POINTS OF THE NEXT HIGHER LETTER GRADE: N=10
 - ELEMENTARY:
 - BLENMAN, BLOOM, MALDONADO, MISSION VIEW, MYERS-GANOUNG, WHITMORE
 - K-8:
 - MCCORKLE ACADEMY, MILES EXPLORATORY
 - MIDDLE:
 - DODGE
 - HIGH:
 - CATALINA

SUMMARY OF TUSD'S 2018 LETTER GRADES

- TUSD HAS SHOWN:
 - STRONG IMPROVEMENT IN LETTER GRADES COMPARED TO SISTER DISTRICTS BOTH IN PHOENIX AND TUCSON
 - LETTER GRADE INCREASES AMONG 21 SCHOOLS
 - LETTER GRADE DECREASES AMONG 11 SCHOOLS
 - INCREMENTAL GROWTH AMONG 10 SCHOOLS THAT ARE WITHIN 2 POINTS OF THE NEXT LETTER GRADE
 - OVERALL IMPROVEMENT IN LETTER GRADES FROM 2017 TO 2018