




TUSD's INNOVATION ZONE






I-Zone Cohort 11 UVa
Overview
turnaround **Innovation Zone**

Est. 3/2015



TUSD Innovation Zone Schools

- Catalina High School
- Cavett Elementary
- Johnson Primary K-2
- Lawrence Intermediate
- Mission View Elementary
- Utterback Magnet Middle School





I-Zone Cohort 11 UVa
Purpose
turnaround **Innovation Zone**

To provide an opportunity for six campuses to take the lead in becoming models of high performance through innovative and sustainable practices.

Lessons learned from this experience will help guide and influence school improvement practices throughout the district.

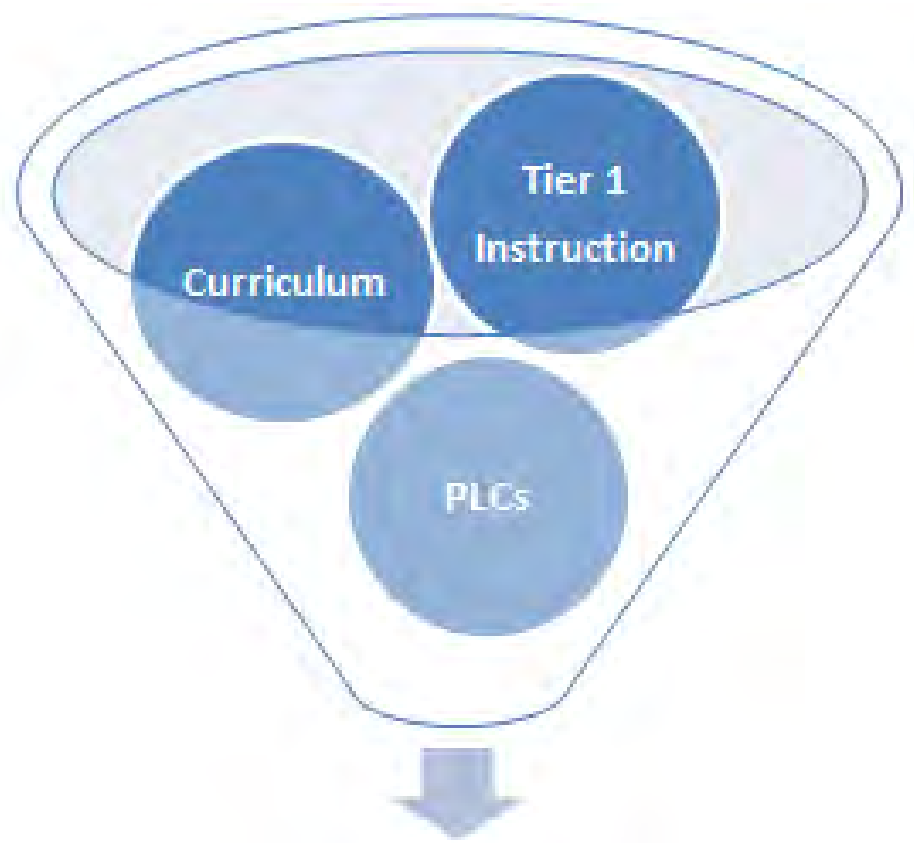



I-Zone Cohort 11 UVa
Critical Levers
turnaround **Innovation Zone**







I-Zone Cohort 11 UVa
Priorities
turnaround **Innovation Zone**




90 Day-Action Plan





I-Zone Cohort 11 UVa
Happenings
turnaround **Innovation Zone**

- **UVa Summer Institute**
- **Periodic Visits from the UVa Turnaround Team**
- **Fall Shepherd Summit**
- **Second Semester Innovation Zone Kick-Off**
- **Monthly Leadership Meetings**
- **Collective Commitments**
- **Curriculum and Instruction PD**
- **Cohort 11 Winter Retreat**



I-Zone Cohort 11 UVa
Early Wins
turnaround **Innovation Zone**

Catalina

- Classroom observations indicate teachers have improved from Q1 to Q2 in all elements of the Danielson Evaluation Framework - Domain 3: Instruction.

Cavett

- Of the continuously enrolled students, 73.5% have shown gains on the ATI ELA assessment and 84.2% have shown gains on the ATI math assessment.

Johnson

- 2nd grade math ATI Q2 Benchmark average scores were 8% higher than the district average (80% > 72%)

Lawrence

- *Increased percent mastery across grades 3-6 from Q1 to Q2 ATI Benchmark in both ELA and Math. Out performed District in 4th grade Math (24% > 20%)


Mission View

- *Increased percent mastery across all grade levels and all subjects on ATI Q2 Benchmark. Average increase= 14.5%. Largest increase= 42.6%

Utterback


- ELA and Math PLCs analyze student data weekly to plan instruction to meet each student's needs.

* Only one exception per case. Each exception was only slightly below Q1's performance.




I-Zone Cohort 11 UVa
Looking Forward
turnaround **Innovation Zone**

- **Data Driven Instruction Practices**
- **Continuous PLC Student Data Analysis**
- **Focus Weekly Site-Visits by Shepherd**
- **Implementation of 90-Day Action Plans**
- **UVa School-Site Visits**
- **April UVa Spring Retreat**
- **UVa Summer Executive Education Program**



I-Zone Cohort 11 UVa
Testimonials
turnaround **Innovation Zone**



Mission View
Elementary

- Meg Cota- Principal

Cavett
Elementary

- Carol Leeson-
Curriculum Facilitator

Lawrence
Intermediate

- Collen Bradley- Teacher

